


NOTICE OF CRITERIA AND STANDARDS REVIEW. This interim report was based upon and reviewed using the state-adopted Criteria and Standards. (Pursuant to Education Code (EC) sections 33129, 41023, and 42130)

Signed: 
JPA Administrator or Designee


Date: 12-14-23

NOTICE OF INTERIM REVIEW. All action shall be taken on this report during a regular or authorized special meeting of the governing board.

To the County Superintendent of Schools:

This interim report and certification of financial condition are hereby filed by the governing board of the JPA. (Pursuant to EC sections 41023 and 42131)

Meeting Date: December 13, 2023

Signed: 
President of the Governing Board

CERTIFICATION OF FINANCIAL CONDITION

- POSITIVE CERTIFICATION
As President of the Governing Board of this JPA, I certify that based upon current projections this JPA will meet its financial obligations for the current fiscal year and subsequent two fiscal years.
- QUALIFIED CERTIFICATION
As President of the Governing Board of this JPA, I certify that based upon current projections this JPA may not meet its financial obligations for the current fiscal year or two subsequent fiscal years.
- NEGATIVE CERTIFICATION
As President of the Governing Board of this JPA, I certify that based upon current projections this JPA will be unable to meet its financial obligations for the remainder of the current fiscal year or for the subsequent fiscal year.

Contact person for additional information on the interim report:

Name: Dorothy Reconose

Telephone: 408-723-6419

Title: Chief Business Official

E-mail: dreconose@metroed.net

Criteria and Standards Review Summary

The following summary is automatically completed based on data provided in the Criteria and Standards Review form (Form 01CSI). Criteria and standards that are "Not Met," and supplemental information and additional fiscal indicators that are "Yes," may indicate areas of potential concern, which could affect the interim report certification, and should be carefully reviewed.

CRITERIA AND STANDARDS			Met	Not Met
1	Average Daily Attendance	This criterion is not checked for JPAs.	n/a	
CRITERIA AND STANDARDS (continued)			Met	Not Met
2	Enrollment	This criterion is not checked for JPAs.	n/a	
3	ADA to Enrollment	This criterion is not checked for JPAs.	n/a	
4	Local Control Funding Formula (LCFF) Revenue	This criterion is not checked for JPAs.	n/a	
5	Salaries and Benefits	Projected ratio of total salaries and benefits to total general fund expenditures has not changed by more than the standard for the current and two subsequent fiscal years.		X
6a	Other Revenues	Projected operating revenues (federal, other state, other local) for the current and two subsequent fiscal years have not changed by more than five percent since budget adoption.		X
6b	Other Expenditures	Projected operating expenditures (books and supplies, services and other expenditures) for the current and two subsequent fiscal years have not changed by more than five percent since budget adoption.		X
7	Ongoing and Major Maintenance Account	This criterion is not checked for JPAs.	n/a	
8	Deficit Spending	Deficit spending, if any, has not exceeded the standard in any of the current or two subsequent fiscal years.		X
9a	Fund Balance	Projected general fund balance will be positive at the end of the current and two subsequent fiscal years.	X	
9b	Cash Balance	Projected general fund cash balance will be positive at the end of the current fiscal year.	X	
10	Reserves	Available reserves (e.g., reserve for economic uncertainties, unassigned/unappropriated amounts) meet minimum requirements for the current and two subsequent fiscal years.	X	
SUPPLEMENTAL INFORMATION			No	Yes
S1	Contingent Liabilities	Have any known or contingent liabilities (e.g., financial or program audits, litigation, state compliance reviews) occurred since budget adoption that may impact the budget?	X	
S2	Using One-time Revenues to Fund Ongoing Expenditures	Are there ongoing general fund expenditures funded with one-time revenues that have changed since budget adoption by more than five percent?	X	

S3	Temporary Interfund Borrowings	Are there projected temporary borrowings between funds?	X	
S4	Contingent Revenues	Are any projected revenues for any of the current or two subsequent fiscal years contingent on reauthorization by the local government, special legislation, or other definitive act (e.g., parcel taxes, forest reserves)?	X	
S5	Contributions	Have transfers to or from the general fund to cover operating deficits changed since budget adoption by more than \$20,000 and more than 5% for any of the current or two subsequent fiscal years?		X
SUPPLEMENTAL INFORMATION (continued)				
			No	Yes
S6	Long-term Commitments	Does the JPA have long-term (multi-year) commitments or debt agreements? <ul style="list-style-type: none"> If yes, have annual payments for the current or two subsequent fiscal years increased over prior year's (2022-23) annual payment? If yes, will funding sources used to pay long-term commitments decrease or expire prior to the end of the commitment period, or are they one-time sources? 	X	X
S7a	Postemployment Benefits Other than Pensions	Does the JPA provide postemployment benefits other than pensions (OPEB)? <ul style="list-style-type: none"> If yes, have there been changes since budget adoption in OPEB liabilities? 	X	X
S7b	Other Self-insurance Benefits	Does the JPA operate any self-insurance programs (e.g., workers' compensation)? <ul style="list-style-type: none"> If yes, have there been changes since budget adoption in self-insurance liabilities? 	X	n/a
S8	Status of Labor Agreements	As of first interim projections, are salary and benefit negotiations still unsettled for: <ul style="list-style-type: none"> Certificated? (Section S8A, Line 1b) Classified? (Section S8B, Line 1b) Management/supervisor/confidential? (Section S8C, Line 1b) 		X
S9	Status of Other Funds	Are any funds other than the general fund projected to have a negative fund balance at the end of the current fiscal year?	X	
ADDITIONAL FISCAL INDICATORS				
			No	Yes
A1	Negative Cash Flow	Do cash flow projections show that the JPA will end the current fiscal year with a negative cash balance in the general fund?	X	
A2	Independent Position Control	Is personnel position control independent from the payroll system?		X
A3	Declining Enrollment	Is enrollment decreasing in both the prior and current fiscal years?	n/a	
A4	New Charter Schools Impacting JPA's Enrollment	Are any new charter schools operating in JPA boundaries that are impacting the JPA's enrollment, either in the prior or current fiscal years?	n/a	
A5	Salary Increases Exceed COLA	Has the JPA entered into a bargaining agreement where any of the current or subsequent fiscal years of the agreement would result in salary increases that are expected to exceed the projected state funded cost-of-living adjustment?	X	
A6	Uncapped Health Benefits	Does the JPA provide uncapped (100% employer paid) health benefits for current or retired employees?	X	
A7	Independent Financial System	Is the JPA's financial system independent from the county office system?	X	
A8	Fiscal Distress Reports	Does the JPA have any reports that indicate fiscal distress? If yes, provide copies to the COE, pursuant to EC 42127.6(a).	X	
A9	Change of JPA Director or Financial Official	Have there been personnel changes in the JPA director or financial official positions within the last 12 months?	X	

G = General Ledger Data; S = Supplemental Data

Form	Description	Data Supplied For:			
		2023-24 Original Budget	2023-24 Board Approved Operating Budget	2023-24 Actuals to Date	2023-24 Projected Totals
01I	General Fund/County School Service Fund	G	G	G	GS
08I	Student Activity Special Revenue Fund				
10I	Special Education Pass-Through Fund				
11I	Adult Education Fund	G	G	G	G
12I	Child Development Fund				
13I	Cafeteria Special Revenue Fund				
14I	Deferred Maintenance Fund	G	G	G	G
15I	Pupil Transportation Equipment Fund				
17I	Special Reserve Fund for Other Than Capital Outlay Projects	G	G	G	G
18I	School Bus Emissions Reduction Fund				
20I	Special Reserve Fund for Postemployment Benefits				
21I	Building Fund	G	G	G	G
35I	County School Facilities Fund	G	G	G	G
40I	Special Reserve Fund for Capital Outlay Projects	G	G	G	G
61I	Cafeteria Enterprise Fund				
67I	Self-Insurance Fund				
71I	Retiree Benefit Fund				
76I	Warrant/Pass-Through Fund				
95I	Student Body Fund				
CASH	Cashflow Worksheet				S
CI	Interim Certification				S
ICR	Indirect Cost Rate Worksheet				
MYPI	Multiyear Projections - General Fund				GS
SIAI	Summary of Interfund Activities - Projected Year Totals				G
01CSI	Criteria and Standards Review	S	S	S	S

Description	Resource Codes	Object Codes	Original Budget (A)	Board Approved Operating Budget (B)	Actuals To Date (C)	Projected Year Totals (D)	Difference (Col B & D) (E)	% Diff Column B & D (F)
A. REVENUES								
1) LCFF Sources		8010-8099	0.00	0.00	0.00	0.00	0.00	0.0%
2) Federal Revenue		8100-8299	0.00	0.00	0.00	0.00	0.00	0.0%
3) Other State Revenue		8300-8599	2,981,010.00	3,328,274.00	241,463.57	3,209,198.00	(119,076.00)	-3.6%
4) Other Local Revenue		8600-8799	13,725,601.00	13,727,601.00	4,643,086.51	15,188,625.00	1,461,024.00	10.6%
5) TOTAL, REVENUES			16,706,611.00	17,055,875.00	4,884,550.08	18,397,823.00		
B. EXPENDITURES								
1) Certificated Salaries		1000-1999	4,021,017.00	4,016,017.00	1,150,962.31	3,868,482.00	147,535.00	3.7%
2) Classified Salaries		2000-2999	3,099,421.00	3,099,421.00	1,050,994.38	3,240,779.00	(141,358.00)	-4.6%
3) Employee Benefits		3000-3999	4,221,584.00	4,221,584.00	1,185,205.00	4,095,104.00	126,480.00	3.0%
4) Books and Supplies		4000-4999	996,004.00	1,106,209.00	412,576.21	1,129,650.00	(23,441.00)	-2.1%
5) Services and Other Operating Expenditures		5000-5999	4,410,321.00	4,888,727.00	1,148,323.40	4,894,070.00	(5,343.00)	-0.1%
6) Capital Outlay		6000-6999	1,054,724.00	1,148,153.00	76,902.98	1,323,359.00	(175,206.00)	-15.3%
7) Other Outgo (excluding Transfers of Indirect Costs)		7100-7299,7400-7499	0.00	0.00	0.00	0.00	0.00	0.0%
8) Other Outgo - Transfers of Indirect Costs		7300-7399	(177,591.00)	(177,591.00)	0.00	(177,591.00)	0.00	0.0%
9) TOTAL, EXPENDITURES			17,625,480.00	18,302,520.00	5,024,964.28	18,373,853.00		
C. EXCESS (DEFICIENCY) OF REVENUES OVER EXPENDITURES BEFORE OTHER FINANCING SOURCES AND USES (A5 - B9)			(918,869.00)	(1,246,645.00)	(140,414.20)	23,970.00		
D. OTHER FINANCING SOURCES/USES								
1) Interfund Transfers								
a) Transfers In		8900-8929	0.00	0.00	2,000,000.00	2,000,000.00	2,000,000.00	New
b) Transfers Out		7600-7629	0.00	0.00	0.00	0.00	0.00	0.0%
2) Other Sources/Uses								
a) Sources		8930-8979	0.00	0.00	0.00	0.00	0.00	0.0%
b) Uses		7630-7699	0.00	0.00	0.00	0.00	0.00	0.0%
3) Contributions		8980-8999	0.00	0.00	0.00	0.00	0.00	0.0%
4) TOTAL, OTHER FINANCING SOURCES/USES			0.00	0.00	2,000,000.00	2,000,000.00		
E. NET INCREASE (DECREASE) IN FUND BALANCE (C + D4)			(918,869.00)	(1,246,645.00)	1,859,585.80	2,023,970.00		
F. FUND BALANCE, RESERVES								
1) Beginning Fund Balance								
a) As of July 1 - Unaudited		9791	11,985,090.79	11,985,090.79		11,985,090.79	0.00	0.0%
b) Audit Adjustments		9793	0.00	0.00		0.00	0.00	0.0%
c) As of July 1 - Audited (F1a + F1b)			11,985,090.79	11,985,090.79		11,985,090.79		
d) Other Restatements		9795	0.00	0.00		0.00	0.00	0.0%
e) Adjusted Beginning Balance (F1c + F1d)			11,985,090.79	11,985,090.79		11,985,090.79		
2) Ending Balance, June 30 (E + F1e)			11,066,221.79	10,738,445.79		14,009,060.79		
Components of Ending Fund Balance								
a) Nonspendable								
Revolving Cash		9711	20,000.00	20,000.00		20,000.00		
Stores		9712	0.00	0.00		0.00		
Prepaid Items		9713	0.00	28,271.00		28,271.00		
All Others		9719	0.00	0.00		0.00		
b) Restricted		9740	578,213.28	578,213.28		411,996.28		

Description	Resource Codes	Object Codes	Original Budget (A)	Board Approved Operating Budget (B)	Actuals To Date (C)	Projected Year Totals (D)	Difference (Col B & D) (E)	% Diff Column B & D (F)
c) Committed								
Stabilization Arrangements		9750	0.00	0.00		0.00		
Other Commitments		9760	0.00	0.00		0.00		
d) Assigned								
Other Assignments		9780	8,914,797.00	8,914,796.00		10,914,796.00		
Reserve for Cash Flow	0000	9780		1,300,000.00				
Assigned	0000	9780		4,700,000.00				
Board Reserve for Economic Uncertainties (5%)	0000	9780		918,693.00				
Set Aside for 8% Salary Increase 24-25 to 25-26	0000	9780		1,996,103.00				
Board Reserve for Economic Uncertainties	0000	9780				918,693.00		
Assigned	0000	9780				6,700,000.00		
Reserve for Cash Flow	0000	9780				1,300,000.00		
Set aside 8% for Salary Increase for 24-25 to 26-27	0000	9780				1,996,103.00		
e) Unassigned/Unappropriated								
Reserve for Economic Uncertainties		9789	881,274.00	918,693.00		918,693.00		
Unassigned/Unappropriated Amount		9790	671,937.51	278,472.51		1,715,304.51		
FEDERAL REVENUE								
Special Education Discretionary Grants		8182	0.00	0.00	0.00	0.00	0.00	0.0%
Child Nutrition Programs		8220	0.00	0.00	0.00	0.00	0.00	0.0%
Donated Food Commodities		8221	0.00	0.00	0.00	0.00	0.00	0.0%
Interagency Contracts Between LEAs		8285	0.00	0.00	0.00	0.00	0.00	0.0%
Pass-Through Revenues From Federal Sources		8287	0.00	0.00	0.00	0.00	0.00	0.0%
Career and Technical Education	3500-3599	8290	0.00	0.00	0.00	0.00	0.00	0.0%
All Other Federal Revenue	All Other	8290	0.00	0.00	0.00	0.00	0.00	0.0%
TOTAL, FEDERAL REVENUE			0.00	0.00	0.00	0.00	0.00	0.0%
OTHER STATE REVENUE								
Other State Apportionments								
All Other State Apportionments - Current Year		8311	0.00	0.00	0.00	0.00	0.00	0.0%
All Other State Apportionments - Prior Years		8319	0.00	0.00	0.00	0.00	0.00	0.0%
Child Nutrition Programs		8520	0.00	0.00	0.00	0.00	0.00	0.0%
Mandated Costs Reimbursements		8550	0.00	0.00	0.00	0.00	0.00	0.0%
Pass-Through Revenues from State Sources		8587	0.00	0.00	0.00	0.00	0.00	0.0%
California Clean Energy Jobs Act	6230	8590	0.00	0.00	0.00	0.00	0.00	0.0%
Career Technical Education Incentive Grant Program	6387	8590	1,862,681.00	2,209,945.00	0.00	2,253,835.00	43,890.00	2.0%
Drug/Alcohol/Tobacco Funds	6695	8590	0.00	0.00	0.00	0.00	0.00	0.0%
All Other State Revenue	All Other	8590	1,118,329.00	1,118,329.00	241,463.57	955,363.00	(162,966.00)	-14.6%
TOTAL, OTHER STATE REVENUE			2,981,010.00	3,328,274.00	241,463.57	3,209,198.00	(119,076.00)	-3.6%
OTHER LOCAL REVENUE								
Sales								
Sale of Equipment/Supplies		8631	0.00	0.00	0.00	0.00	0.00	0.0%
Sale of Publications		8632	0.00	0.00	0.00	0.00	0.00	0.0%
Food Service Sales		8634	60,000.00	60,000.00	3,178.03	40,000.00	(20,000.00)	-33.3%
All Other Sales		8639	0.00	0.00	0.00	0.00	0.00	0.0%

Description	Resource Codes	Object Codes	Original Budget (A)	Board Approved Operating Budget (B)	Actuals To Date (C)	Projected Year Totals (D)	Difference (Col B & D) (E)	% Diff Column B & D (F)
Leases and Rentals		8650	70,000.00	70,000.00	10,332.00	70,000.00	0.00	0.0%
Interest		8660	250,000.00	250,000.00	(.01)	250,000.00	0.00	0.0%
Net Increase (Decrease) in the Fair Value of Investments		8662	0.00	0.00	0.00	0.00	0.00	0.0%
Fees and Contracts								
Adult Education Fees		8671	0.00	0.00	0.00	0.00	0.00	0.0%
In-District Premiums/Contributions		8674	0.00	0.00	0.00	0.00	0.00	0.0%
Transportation Fees From Individuals		8675	0.00	0.00	0.00	0.00	0.00	0.0%
Interagency Services		8677	12,457,600.00	12,457,600.00	4,152,533.32	13,720,074.00	1,262,474.00	10.1%
All Other Fees and Contracts		8689	0.00	0.00	0.00	0.00	0.00	0.0%
Other Local Revenue								
Pass-Through Revenues From Local Sources		8697	0.00	0.00	0.00	0.00	0.00	0.0%
All Other Local Revenue		8699	112,300.00	114,300.00	154,349.17	82,850.00	(31,450.00)	-27.5%
Tuition		8710	250,000.00	250,000.00	0.00	500,000.00	250,000.00	100.0%
All Other Transfers In		8781-8783	0.00	0.00	0.00	0.00	0.00	0.0%
Transfers of Apportionments								
Special Education SELPA Transfers								
From Districts or Charter Schools	6500	8791	0.00	0.00	0.00	0.00	0.00	0.0%
From County Offices	6500	8792	0.00	0.00	0.00	0.00	0.00	0.0%
From JPAs	6500	8793	0.00	0.00	0.00	0.00	0.00	0.0%
ROC/P Transfers								
From Districts or Charter Schools	6360	8791	0.00	0.00	0.00	0.00	0.00	0.0%
From County Offices	6360	8792	0.00	0.00	0.00	0.00	0.00	0.0%
From JPAs	6360	8793	0.00	0.00	0.00	0.00	0.00	0.0%
Other Transfers of Apportionments								
From Districts or Charter Schools	All Other	8791	0.00	0.00	0.00	0.00	0.00	0.0%
From County Offices	All Other	8792	0.00	0.00	0.00	0.00	0.00	0.0%
From JPAs	All Other	8793	0.00	0.00	0.00	0.00	0.00	0.0%
All Other Transfers In from All Others		8799	525,701.00	525,701.00	322,694.00	525,701.00	0.00	0.0%
TOTAL, OTHER LOCAL REVENUE			13,725,601.00	13,727,601.00	4,643,086.51	15,188,625.00	1,461,024.00	10.6%
TOTAL, REVENUES			16,706,611.00	17,055,875.00	4,884,550.08	18,397,823.00		
CERTIFICATED SALARIES								
Certificated Teachers' Salaries		1100	2,811,151.00	2,806,151.00	763,151.36	2,654,469.00	151,682.00	5.4%
Certificated Pupil Support Salaries		1200	83,089.00	83,089.00	23,322.16	83,329.00	(240.00)	-0.3%
Certificated Supervisors' and Administrators' Salaries		1300	1,086,777.00	1,086,777.00	359,365.54	1,110,596.00	(23,819.00)	-2.2%
Other Certificated Salaries		1900	40,000.00	40,000.00	5,123.25	20,088.00	19,912.00	49.8%
TOTAL, CERTIFICATED SALARIES			4,021,017.00	4,016,017.00	1,150,962.31	3,868,482.00	147,535.00	3.7%
CLASSIFIED SALARIES								
Classified Instructional Salaries		2100	0.00	0.00	0.00	0.00	0.00	0.0%
Classified Support Salaries		2200	526,072.00	526,072.00	159,420.97	512,934.00	13,138.00	2.5%
Classified Supervisors' and Administrators' Salaries		2300	744,899.00	744,899.00	305,321.06	824,771.00	(79,872.00)	-10.7%
Clerical, Technical and Office Salaries		2400	1,740,050.00	1,740,050.00	564,067.35	1,814,674.00	(74,624.00)	-4.3%
Other Classified Salaries		2900	88,400.00	88,400.00	22,185.00	88,400.00	0.00	0.0%
TOTAL, CLASSIFIED SALARIES			3,099,421.00	3,099,421.00	1,050,994.38	3,240,779.00	(141,358.00)	-4.6%
EMPLOYEE BENEFITS								

Description	Resource Codes	Object Codes	Original Budget (A)	Board Approved Operating Budget (B)	Actuals To Date (C)	Projected Year Totals (D)	Difference (Col B & D) (E)	% Diff Column B & D (F)
STRS		3101-3102	1,203,172.00	1,203,172.00	186,777.10	991,132.00	212,040.00	17.6%
PERS		3201-3202	877,912.00	877,912.00	295,872.48	928,592.00	(50,680.00)	-5.8%
OASDI/Medicare/Alternative		3301-3302	293,409.00	293,409.00	99,998.50	313,181.00	(19,772.00)	-6.7%
Health and Welfare Benefits		3401-3402	1,709,709.00	1,709,709.00	555,529.61	1,730,943.00	(21,234.00)	-1.2%
Unemployment Insurance		3501-3502	3,600.00	3,600.00	902.86	3,758.00	(158.00)	-4.4%
Workers' Compensation		3601-3602	133,782.00	133,782.00	39,106.70	127,498.00	6,284.00	4.7%
OPEB, Allocated		3701-3702	0.00	0.00	7,017.75	0.00	0.00	0.0%
OPEB, Active Employees		3751-3752	0.00	0.00	0.00	0.00	0.00	0.0%
Other Employee Benefits		3901-3902	0.00	0.00	0.00	0.00	0.00	0.0%
TOTAL, EMPLOYEE BENEFITS			4,221,584.00	4,221,584.00	1,185,205.00	4,095,104.00	126,480.00	3.0%
BOOKS AND SUPPLIES								
Approved Textbooks and Core Curricula Materials		4100	0.00	0.00	0.00	0.00	0.00	0.0%
Books and Other Reference Materials		4200	0.00	4,059.00	964.10	1,962.00	2,097.00	51.7%
Materials and Supplies		4300	919,723.00	860,012.59	277,639.59	863,616.00	(3,603.41)	-0.4%
Noncapitalized Equipment		4400	76,281.00	242,137.41	133,972.52	264,072.00	(21,934.59)	-9.1%
Food		4700	0.00	0.00	0.00	0.00	0.00	0.0%
TOTAL, BOOKS AND SUPPLIES			996,004.00	1,106,209.00	412,576.21	1,129,650.00	(23,441.00)	-2.1%
SERVICES AND OTHER OPERATING EXPENDITURES								
Subagreements for Services		5100	1,982,945.00	2,345,814.52	204,314.23	2,324,815.00	20,999.52	0.9%
Travel and Conferences		5200	141,800.00	90,852.00	13,698.20	97,095.00	(6,243.00)	-6.9%
Dues and Memberships		5300	32,767.00	42,398.00	21,235.91	42,336.00	62.00	0.1%
Insurance		5400-5450	156,250.00	158,970.00	158,964.69	158,970.00	0.00	0.0%
Operations and Housekeeping Services		5500	752,850.00	751,949.00	196,173.15	756,199.00	(4,250.00)	-0.6%
Rentals, Leases, Repairs, and Noncapitalized Improvements		5600	219,484.00	219,039.85	53,195.33	242,102.00	(23,062.15)	-10.5%
Transfers of Direct Costs		5710	0.00	0.00	0.00	0.00	0.00	0.0%
Transfers of Direct Costs - Interfund		5750	0.00	0.00	0.00	0.00	0.00	0.0%
Professional/Consulting Services and Operating Expenditures		5800	1,087,058.00	1,242,536.63	488,435.31	1,235,223.00	7,313.63	0.6%
Communications		5900	37,167.00	37,167.00	12,306.58	37,330.00	(163.00)	-0.4%
TOTAL, SERVICES AND OTHER OPERATING EXPENDITURES			4,410,321.00	4,888,727.00	1,148,323.40	4,894,070.00	(5,343.00)	-0.1%
CAPITAL OUTLAY								
Land		6100	0.00	0.00	0.00	0.00	0.00	0.0%
Land Improvements		6170	0.00	0.00	0.00	0.00	0.00	0.0%
Buildings and Improvements of Buildings		6200	825,863.00	910,660.00	16,123.63	1,080,844.00	(170,184.00)	-18.7%
Equipment		6400	228,861.00	231,986.00	60,779.35	237,008.00	(5,022.00)	-2.2%
Equipment Replacement		6500	0.00	5,507.00	0.00	5,507.00	0.00	0.0%
Lease Assets		6600	0.00	0.00	0.00	0.00	0.00	0.0%
Subscription Assets		6700	0.00	0.00	0.00	0.00	0.00	0.0%
TOTAL, CAPITAL OUTLAY			1,054,724.00	1,148,153.00	76,902.98	1,323,359.00	(175,206.00)	-15.3%
OTHER OUTGO (excluding Transfers of Indirect Costs)								
Tuition								
Tuition, Excess Costs, and/or Deficit Payments								

Description	Resource Codes	Object Codes	Original Budget (A)	Board Approved Operating Budget (B)	Actuals To Date (C)	Projected Year Totals (D)	Difference (Col B & D) (E)	% Diff Column B & D (F)
Payments to Districts or Charter Schools		7141	0.00	0.00	0.00	0.00	0.00	0.0%
Payments to County Offices		7142	0.00	0.00	0.00	0.00	0.00	0.0%
Payments to JPAs		7143	0.00	0.00	0.00	0.00	0.00	0.0%
Other Transfers Out								
Transfers of Pass-Through Revenues								
To Districts or Charter Schools		7211	0.00	0.00	0.00	0.00	0.00	0.0%
To County Offices		7212	0.00	0.00	0.00	0.00	0.00	0.0%
To JPAs		7213	0.00	0.00	0.00	0.00	0.00	0.0%
Special Education SELPA Transfers of Apportionments								
To Districts or Charter Schools	6500	7221	0.00	0.00	0.00	0.00	0.00	0.0%
To County Offices	6500	7222	0.00	0.00	0.00	0.00	0.00	0.0%
To JPAs	6500	7223	0.00	0.00	0.00	0.00	0.00	0.0%
ROC/P Transfers of Apportionments								
To Districts or Charter Schools	6360	7221	0.00	0.00	0.00	0.00	0.00	0.0%
To County Offices	6360	7222	0.00	0.00	0.00	0.00	0.00	0.0%
To JPAs	6360	7223	0.00	0.00	0.00	0.00	0.00	0.0%
Other Transfers of Apportionments	All Other	7221-7223	0.00	0.00	0.00	0.00	0.00	0.0%
All Other Transfers		7281-7283	0.00	0.00	0.00	0.00	0.00	0.0%
All Other Transfers Out to All Others		7299	0.00	0.00	0.00	0.00	0.00	0.0%
Debt Service								
Debt Service - Interest		7438	0.00	0.00	0.00	0.00	0.00	0.0%
Other Debt Service - Principal		7439	0.00	0.00	0.00	0.00	0.00	0.0%
TOTAL, OTHER OUTGO (excluding Transfers of Indirect Costs)			0.00	0.00	0.00	0.00	0.00	0.0%
OTHER OUTGO - TRANSFERS OF INDIRECT COSTS								
Transfers of Indirect Costs		7310	0.00	0.00	0.00	0.00	0.00	0.0%
Transfers of Indirect Costs - Interfund		7350	(177,591.00)	(177,591.00)	0.00	(177,591.00)	0.00	0.0%
TOTAL, OTHER OUTGO - TRANSFERS OF INDIRECT COSTS			(177,591.00)	(177,591.00)	0.00	(177,591.00)	0.00	0.0%
TOTAL, EXPENDITURES			17,625,480.00	18,302,520.00	5,024,964.28	18,373,853.00		
INTERFUND TRANSFERS								
INTERFUND TRANSFERS IN								
From: Special Reserve Fund		8912	0.00	0.00	2,000,000.00	2,000,000.00	2,000,000.00	New
Other Authorized Interfund Transfers In		8919	0.00	0.00	0.00	0.00	0.00	0.0%
(a) TOTAL, INTERFUND TRANSFERS IN			0.00	0.00	2,000,000.00	2,000,000.00	2,000,000.00	New
INTERFUND TRANSFERS OUT								
To: Special Reserve Fund		7612	0.00	0.00	0.00	0.00	0.00	0.0%
To: State School Building Fund/County School Facilities Fund		7613	0.00	0.00	0.00	0.00	0.00	0.0%
To: Cafeteria Fund		7616	0.00	0.00	0.00	0.00	0.00	0.0%
Other Authorized Interfund Transfers Out		7619	0.00	0.00	0.00	0.00	0.00	0.0%
(b) TOTAL, INTERFUND TRANSFERS OUT			0.00	0.00	0.00	0.00	0.00	0.0%
OTHER SOURCES/USES								
SOURCES								
Long-Term Debt Proceeds								
Proceeds from Certificates of Participation		8971	0.00	0.00	0.00	0.00	0.00	0.0%

Description	Resource Codes	Object Codes	Original Budget (A)	Board Approved Operating Budget (B)	Actuals To Date (C)	Projected Year Totals (D)	Difference (Col B & D) (E)	% Diff Column B & D (F)
Proceeds from Leases		8972	0.00	0.00	0.00	0.00	0.00	0.0%
Proceeds from Lease Revenue Bonds		8973	0.00	0.00	0.00	0.00	0.00	0.0%
Proceeds from SBITAs		8974	0.00	0.00	0.00	0.00	0.00	0.0%
All Other Financing Sources		8979	0.00	0.00	0.00	0.00	0.00	0.0%
(c) TOTAL, SOURCES			0.00	0.00	0.00	0.00	0.00	0.0%
USES								
All Other Financing Uses		7699	0.00	0.00	0.00	0.00	0.00	0.0%
(d) TOTAL, USES			0.00	0.00	0.00	0.00	0.00	0.0%
CONTRIBUTIONS								
Contributions from Unrestricted Revenues		8980	0.00	0.00	0.00	0.00	0.00	0.0%
Contributions from Restricted Revenues		8990	0.00	0.00	0.00	0.00	0.00	0.0%
(e) TOTAL, CONTRIBUTIONS			0.00	0.00	0.00	0.00	0.00	0.0%
TOTAL, OTHER FINANCING SOURCES/USES								
(a - b + c - d + e)			0.00	0.00	2,000,000.00	2,000,000.00		

Resource	Description	2023-24 Projected Totals
6371	CalWORKs for ROCP or Adult Education	186,779.00
9010	Other Restricted Local	225,217.28
Total, Restricted Balance		411,996.28

Description	Resource Codes	Object Codes	Original Budget (A)	Board Approved Operating Budget (B)	Actuals To Date (C)	Projected Year Totals (D)	Difference (Col B & D) (E)	% Diff Column B & D (F)
A. REVENUES								
1) LCFF Sources		8010-8099	0.00	0.00	0.00	0.00	0.00	0.0%
2) Federal Revenue		8100-8299	342,801.00	342,801.00	0.00	342,083.00	(718.00)	-0.2%
3) Other State Revenue		8300-8599	3,540,182.00	3,540,182.00	597,773.00	3,482,875.00	(57,307.00)	-1.6%
4) Other Local Revenue		8600-8799	646,800.00	696,800.00	176,760.61	712,278.00	15,478.00	2.2%
5) TOTAL, REVENUES			4,529,783.00	4,579,783.00	774,533.61	4,537,236.00		
B. EXPENDITURES								
1) Certificated Salaries		1000-1999	1,508,512.00	1,508,512.00	529,708.72	1,637,100.00	(128,588.00)	-8.5%
2) Classified Salaries		2000-2999	763,558.00	763,558.00	199,354.25	636,290.00	127,268.00	16.7%
3) Employee Benefits		3000-3999	1,296,386.00	1,296,386.00	358,799.20	1,226,559.00	69,827.00	5.4%
4) Books and Supplies		4000-4999	90,438.00	217,043.00	53,855.17	219,385.00	(2,342.00)	-1.1%
5) Services and Other Operating Expenditures		5000-5999	374,953.00	392,482.00	163,299.97	471,982.00	(79,500.00)	-20.3%
6) Capital Outlay		6000-6999	80,000.00	80,000.00	1,657.60	80,000.00	0.00	0.0%
7) Other Outgo (excluding Transfers of Indirect Costs)		7100-7299,7400-7499	0.00	0.00	0.00	0.00	0.00	0.0%
8) Other Outgo - Transfers of Indirect Costs		7300-7399	177,591.00	177,591.00	0.00	177,591.00	0.00	0.0%
9) TOTAL, EXPENDITURES			4,291,438.00	4,435,572.00	1,306,674.91	4,448,907.00		
C. EXCESS (DEFICIENCY) OF REVENUES OVER EXPENDITURES BEFORE OTHER FINANCING SOURCES AND USES (A5 - B9)			238,345.00	144,211.00	(532,141.30)	88,329.00		
D. OTHER FINANCING SOURCES/USES								
1) Interfund Transfers								
a) Transfers In		8900-8929	0.00	0.00	0.00	0.00	0.00	0.0%
b) Transfers Out		7600-7629	0.00	0.00	0.00	0.00	0.00	0.0%
2) Other Sources/Uses								
a) Sources		8930-8979	0.00	0.00	0.00	0.00	0.00	0.0%
b) Uses		7630-7699	0.00	0.00	0.00	0.00	0.00	0.0%
3) Contributions		8980-8999	0.00	0.00	0.00	0.00	0.00	0.0%
4) TOTAL, OTHER FINANCING SOURCES/USES			0.00	0.00	0.00	0.00		
E. NET INCREASE (DECREASE) IN FUND BALANCE (C + D4)			238,345.00	144,211.00	(532,141.30)	88,329.00		
F. FUND BALANCE, RESERVES								
1) Beginning Fund Balance								
a) As of July 1 - Unaudited		9791	3,202,458.24	3,202,458.24		3,202,458.24	0.00	0.0%
b) Audit Adjustments		9793	0.00	0.00		0.00	0.00	0.0%
c) As of July 1 - Audited (F1a + F1b)			3,202,458.24	3,202,458.24		3,202,458.24		
d) Other Restatements		9795	0.00	0.00		0.00	0.00	0.0%
e) Adjusted Beginning Balance (F1c + F1d)			3,202,458.24	3,202,458.24		3,202,458.24		
2) Ending Balance, June 30 (E + F1e)			3,440,803.24	3,346,669.24		3,290,787.24		
Components of Ending Fund Balance								
a) Nonspendable								
Revolving Cash		9711	0.00	0.00		0.00		
Stores		9712	0.00	0.00		0.00		
Prepaid Items		9713	0.00	0.00		0.00		
All Others		9719	0.00	0.00		0.00		
b) Restricted		9740	2,595,386.74	2,521,752.74		2,468,697.74		
c) Committed								

Description	Resource Codes	Object Codes	Original Budget (A)	Board Approved Operating Budget (B)	Actuals To Date (C)	Projected Year Totals (D)	Difference (Col B & D) (E)	% Diff Column B & D (F)
Stabilization Arrangements		9750	0.00	0.00		0.00		
Other Commitments		9760	0.00	0.00		0.00		
d) Assigned								
Other Assignments		9780	845,417.25	824,917.25		822,090.25		
5% Board Reserve for Cash Flow	0000	9780		222,445.00				
Other Assignments	0000	9780		602,472.25				
5% Board Reserve for Cash Flow	0000	9780	214,572.00					
Assigned	0000	9780	630,845.25					
5% Board Reserve for Cash Flow	0000	9780				222,445.00		
Other Assignments	0000	9780				599,645.25		
e) Unassigned/Unappropriated								
Reserve for Economic Uncertainties		9789	0.00	0.00		0.00		
Unassigned/Unappropriated Amount		9790	(.75)	(.75)		(.75)		
LCFF SOURCES								
LCFF Transfers								
LCFF Transfers - Current Year		8091	0.00	0.00	0.00	0.00	0.00	0.0%
LCFF/Revenue Limit Transfers - Prior Years		8099	0.00	0.00	0.00	0.00	0.00	0.0%
TOTAL, LCFF SOURCES			0.00	0.00	0.00	0.00	0.00	0.0%
FEDERAL REVENUE								
Interagency Contracts Between LEAs		8285	0.00	0.00	0.00	0.00	0.00	0.0%
Pass-Through Revenues From Federal Sources		8287	0.00	0.00	0.00	0.00	0.00	0.0%
Career and Technical Education	3500-3599	8290	0.00	0.00	0.00	0.00	0.00	0.0%
All Other Federal Revenue	All Other	8290	342,801.00	342,801.00	0.00	342,083.00	(718.00)	-0.2%
TOTAL, FEDERAL REVENUE			342,801.00	342,801.00	0.00	342,083.00	(718.00)	-0.2%
OTHER STATE REVENUE								
Pass-Through Revenues from State Sources		8587	0.00	0.00	0.00	0.00	0.00	0.0%
Adult Education Program	6391	8590	3,350,917.00	3,350,917.00	541,818.00	3,350,918.00	1.00	0.0%
All Other State Revenue	All Other	8590	189,265.00	189,265.00	55,955.00	131,957.00	(57,308.00)	-30.3%
TOTAL, OTHER STATE REVENUE			3,540,182.00	3,540,182.00	597,773.00	3,482,875.00	(57,307.00)	-1.6%
OTHER LOCAL REVENUE								
Sales								
Sale of Equipment/Supplies		8631	0.00	0.00	0.00	0.00	0.00	0.0%
Leases and Rentals		8650	0.00	0.00	0.00	0.00	0.00	0.0%
Interest		8660	31,800.00	31,800.00	(.01)	31,800.00	0.00	0.0%
Net Increase (Decrease) in the Fair Value of Investments		8662	0.00	0.00	0.00	0.00	0.00	0.0%
Fees and Contracts								
Adult Education Fees		8671	0.00	0.00	0.00	0.00	0.00	0.0%
Interagency Services		8677	0.00	0.00	0.00	0.00	0.00	0.0%
Other Local Revenue								
All Other Local Revenue		8699	615,000.00	665,000.00	176,596.62	680,478.00	15,478.00	2.3%
Tuition		8710	0.00	0.00	164.00	0.00	0.00	0.0%
TOTAL, OTHER LOCAL REVENUE			646,800.00	696,800.00	176,760.61	712,278.00	15,478.00	2.2%
TOTAL, REVENUES			4,529,783.00	4,579,783.00	774,533.61	4,537,236.00		
CERTIFICATED SALARIES								
Certificated Teachers' Salaries		1100	545,458.00	545,458.00	182,030.30	590,466.00	(45,008.00)	-8.3%

Description	Resource Codes	Object Codes	Original Budget (A)	Board Approved Operating Budget (B)	Actuals To Date (C)	Projected Year Totals (D)	Difference (Col B & D) (E)	% Diff Column B & D (F)
Certificated Pupil Support Salaries		1200	349,391.00	349,391.00	126,185.60	367,875.00	(18,484.00)	-5.3%
Certificated Supervisors' and Administrators' Salaries		1300	573,663.00	573,663.00	199,560.18	598,407.00	(24,744.00)	-4.3%
Other Certificated Salaries		1900	40,000.00	40,000.00	21,932.64	80,352.00	(40,352.00)	-100.9%
TOTAL, CERTIFICATED SALARIES			1,508,512.00	1,508,512.00	529,708.72	1,637,100.00	(128,588.00)	-8.5%
CLASSIFIED SALARIES								
Classified Instructional Salaries		2100	156,661.00	156,661.00	40,731.79	163,879.00	(7,218.00)	-4.6%
Classified Support Salaries		2200	95,539.00	95,539.00	27,182.85	87,784.00	7,755.00	8.1%
Classified Supervisors' and Administrators' Salaries		2300	59,866.00	59,866.00	576.00	1,728.00	58,138.00	97.1%
Clerical, Technical and Office Salaries		2400	451,492.00	451,492.00	130,863.61	382,899.00	68,593.00	15.2%
Other Classified Salaries		2900	0.00	0.00	0.00	0.00	0.00	0.0%
TOTAL, CLASSIFIED SALARIES			763,558.00	763,558.00	199,354.25	636,290.00	127,268.00	16.7%
EMPLOYEE BENEFITS								
STRS		3101-3102	388,833.00	388,833.00	86,090.42	377,129.00	11,704.00	3.0%
PERS		3201-3202	234,655.00	234,655.00	62,940.76	210,611.00	24,044.00	10.2%
OASDI/Medicare/Alternative		3301-3302	81,821.00	81,821.00	24,442.87	71,207.00	10,614.00	13.0%
Health and Welfare Benefits		3401-3402	548,030.00	548,030.00	169,590.96	525,926.00	22,104.00	4.0%
Unemployment Insurance		3501-3502	1,124.00	1,124.00	359.63	1,176.00	(52.00)	-4.6%
Workers' Compensation		3601-3602	41,923.00	41,923.00	12,841.56	40,510.00	1,413.00	3.4%
OPEB, Allocated		3701-3702	0.00	0.00	2,533.00	0.00	0.00	0.0%
OPEB, Active Employees		3751-3752	0.00	0.00	0.00	0.00	0.00	0.0%
Other Employee Benefits		3901-3902	0.00	0.00	0.00	0.00	0.00	0.0%
TOTAL, EMPLOYEE BENEFITS			1,296,386.00	1,296,386.00	358,799.20	1,226,559.00	69,827.00	5.4%
BOOKS AND SUPPLIES								
Approved Textbooks and Core Curricula Materials		4100	0.00	0.00	0.00	0.00	0.00	0.0%
Books and Other Reference Materials		4200	8,786.00	22,020.00	10,415.12	18,788.00	3,232.00	14.7%
Materials and Supplies		4300	77,327.00	120,196.00	14,378.98	126,305.00	(6,109.00)	-5.1%
Noncapitalized Equipment		4400	4,325.00	74,827.00	29,061.07	74,292.00	535.00	0.7%
TOTAL, BOOKS AND SUPPLIES			90,438.00	217,043.00	53,855.17	219,385.00	(2,342.00)	-1.1%
SERVICES AND OTHER OPERATING EXPENDITURES								
Subagreements for Services		5100	0.00	0.00	0.00	20,000.00	(20,000.00)	New
Travel and Conferences		5200	27,607.00	28,632.00	2,967.48	34,118.00	(5,486.00)	-19.2%
Dues and Memberships		5300	2,122.00	2,182.00	1,190.00	992.00	1,190.00	54.5%
Insurance		5400-5450	17,703.00	18,008.00	17,662.74	18,008.00	0.00	0.0%
Operations and Housekeeping Services		5500	85,041.00	85,041.00	21,740.65	85,291.00	(250.00)	-0.3%
Rentals, Leases, Repairs, and Noncapitalized Improvements		5600	49,841.00	48,841.00	8,533.07	50,319.00	(1,478.00)	-3.0%
Transfers of Direct Costs		5710	0.00	0.00	0.00	0.00	0.00	0.0%
Transfers of Direct Costs - Interfund		5750	0.00	0.00	0.00	0.00	0.00	0.0%
Professional/Consulting Services and								
Operating Expenditures		5800	185,628.00	202,767.00	110,118.71	256,243.00	(53,476.00)	-26.4%
Communications		5900	7,011.00	7,011.00	1,087.32	7,011.00	0.00	0.0%
TOTAL, SERVICES AND OTHER OPERATING EXPENDITURES			374,953.00	392,482.00	163,299.97	471,982.00	(79,500.00)	-20.3%
CAPITAL OUTLAY								
Land		6100	0.00	0.00	0.00	0.00	0.00	0.0%
Land Improvements		6170	0.00	0.00	0.00	0.00	0.00	0.0%

Description	Resource Codes	Object Codes	Original Budget (A)	Board Approved Operating Budget (B)	Actuals To Date (C)	Projected Year Totals (D)	Difference (Col B & D) (E)	% Diff Column B & D (F)
Buildings and Improvements of Buildings		6200	80,000.00	80,000.00	1,657.60	80,000.00	0.00	0.0%
Equipment		6400	0.00	0.00	0.00	0.00	0.00	0.0%
Equipment Replacement		6500	0.00	0.00	0.00	0.00	0.00	0.0%
Lease Assets		6600	0.00	0.00	0.00	0.00	0.00	0.0%
Subscription Assets		6700	0.00	0.00	0.00	0.00	0.00	0.0%
TOTAL, CAPITAL OUTLAY			80,000.00	80,000.00	1,657.60	80,000.00	0.00	0.0%
OTHER OUTGO (excluding Transfers of Indirect Costs)								
Tuition								
Tuition, Excess Costs, and/or Deficit Payments								
Payments to Districts or Charter Schools		7141	0.00	0.00	0.00	0.00	0.00	0.0%
Payments to County Offices		7142	0.00	0.00	0.00	0.00	0.00	0.0%
Payments to JPAs		7143	0.00	0.00	0.00	0.00	0.00	0.0%
Other Transfers Out								
Transfers of Pass-Through Revenues								
To Districts or Charter Schools		7211	0.00	0.00	0.00	0.00	0.00	0.0%
To County Offices		7212	0.00	0.00	0.00	0.00	0.00	0.0%
To JPAs		7213	0.00	0.00	0.00	0.00	0.00	0.0%
Debt Service								
Debt Service - Interest		7438	0.00	0.00	0.00	0.00	0.00	0.0%
Other Debt Service - Principal		7439	0.00	0.00	0.00	0.00	0.00	0.0%
TOTAL, OTHER OUTGO (excluding Transfers of Indirect Costs)			0.00	0.00	0.00	0.00	0.00	0.0%
OTHER OUTGO - TRANSFERS OF INDIRECT COSTS								
Transfers of Indirect Costs - Interfund		7350	177,591.00	177,591.00	0.00	177,591.00	0.00	0.0%
TOTAL, OTHER OUTGO - TRANSFERS OF INDIRECT COSTS			177,591.00	177,591.00	0.00	177,591.00	0.00	0.0%
TOTAL, EXPENDITURES			4,291,438.00	4,435,572.00	1,306,674.91	4,448,907.00		
INTERFUND TRANSFERS								
INTERFUND TRANSFERS IN								
Other Authorized Interfund Transfers In		8919	0.00	0.00	0.00	0.00	0.00	0.0%
(a) TOTAL, INTERFUND TRANSFERS IN			0.00	0.00	0.00	0.00	0.00	0.0%
INTERFUND TRANSFERS OUT								
To: State School Building Fund/County School Facilities Fund		7613	0.00	0.00	0.00	0.00	0.00	0.0%
Other Authorized Interfund Transfers Out		7619	0.00	0.00	0.00	0.00	0.00	0.0%
(b) TOTAL, INTERFUND TRANSFERS OUT			0.00	0.00	0.00	0.00	0.00	0.0%
OTHER SOURCES/USES								
SOURCES								
Other Sources								
Transfers from Funds of Lapsed/Reorganized LEAs		8965	0.00	0.00	0.00	0.00	0.00	0.0%
Long-Term Debt Proceeds								
Proceeds from Certificates of Participation		8971	0.00	0.00	0.00	0.00	0.00	0.0%
Proceeds from Leases		8972	0.00	0.00	0.00	0.00	0.00	0.0%
Proceeds from SBITAs		8974	0.00	0.00	0.00	0.00	0.00	0.0%
All Other Financing Sources		8979	0.00	0.00	0.00	0.00	0.00	0.0%

Description	Resource Codes	Object Codes	Original Budget (A)	Board Approved Operating Budget (B)	Actuals To Date (C)	Projected Year Totals (D)	Difference (Col B & D) (E)	% Diff Column B & D (F)
(c) TOTAL, SOURCES			0.00	0.00	0.00	0.00	0.00	0.0%
USES								
Transfers of Funds from Lapsed/Reorganized LEAs		7651	0.00	0.00	0.00	0.00	0.00	0.0%
All Other Financing Uses		7699	0.00	0.00	0.00	0.00	0.00	0.0%
(d) TOTAL, USES			0.00	0.00	0.00	0.00	0.00	0.0%
CONTRIBUTIONS								
Contributions from Unrestricted Revenues		8980	0.00	0.00	0.00	0.00	0.00	0.0%
Contributions from Restricted Revenues		8990	0.00	0.00	0.00	0.00	0.00	0.0%
(e) TOTAL, CONTRIBUTIONS			0.00	0.00	0.00	0.00	0.00	0.0%
TOTAL, OTHER FINANCING SOURCES/USES								
(a - b + c - d + e)			0.00	0.00	0.00	0.00		

Resource	Description	2023-24 Projected Totals
3926	Adult Education: Integrated English Literacy and Civics Education	.09
6371	CalWORKs for ROCP or Adult Education	158,382.59
6391	Adult Education Program	2,050,407.32
9010	Other Restricted Local	259,907.74
Total, Restricted Balance		2,468,697.74

Description	Resource Codes	Object Codes	Original Budget (A)	Board Approved Operating Budget (B)	Actuals To Date (C)	Projected Year Totals (D)	Difference (Col B & D) (E)	% Diff Column B & D (F)
A. REVENUES								
1) LCFF Sources		8010-8099	0.00	0.00	0.00	0.00	0.00	0.0%
2) Federal Revenue		8100-8299	0.00	0.00	0.00	0.00	0.00	0.0%
3) Other State Revenue		8300-8599	0.00	0.00	0.00	0.00	0.00	0.0%
4) Other Local Revenue		8600-8799	1,500.00	1,500.00	0.00	1,500.00	0.00	0.0%
5) TOTAL, REVENUES			1,500.00	1,500.00	0.00	1,500.00		
B. EXPENDITURES								
1) Certificated Salaries		1000-1999	0.00	0.00	0.00	0.00	0.00	0.0%
2) Classified Salaries		2000-2999	0.00	0.00	0.00	0.00	0.00	0.0%
3) Employee Benefits		3000-3999	0.00	0.00	0.00	0.00	0.00	0.0%
4) Books and Supplies		4000-4999	0.00	0.00	0.00	0.00	0.00	0.0%
5) Services and Other Operating Expenditures		5000-5999	70,000.00	56,314.00	0.00	56,314.00	0.00	0.0%
6) Capital Outlay		6000-6999	0.00	13,686.00	0.00	13,686.00	0.00	0.0%
7) Other Outgo (excluding Transfers of Indirect Costs)		7100-7299,7400-7499	0.00	0.00	0.00	0.00	0.00	0.0%
8) Other Outgo - Transfers of Indirect Costs		7300-7399	0.00	0.00	0.00	0.00	0.00	0.0%
9) TOTAL, EXPENDITURES			70,000.00	70,000.00	0.00	70,000.00		
C. EXCESS (DEFICIENCY) OF REVENUES OVER EXPENDITURES BEFORE OTHER FINANCING SOURCES AND USES (A5 - B9)			(68,500.00)	(68,500.00)	0.00	(68,500.00)		
D. OTHER FINANCING SOURCES/USES								
1) Interfund Transfers								
a) Transfers In		8900-8929	100,000.00	100,000.00	0.00	100,000.00	0.00	0.0%
b) Transfers Out		7600-7629	0.00	0.00	0.00	0.00	0.00	0.0%
2) Other Sources/Uses								
a) Sources		8930-8979	0.00	0.00	0.00	0.00	0.00	0.0%
b) Uses		7630-7699	0.00	0.00	0.00	0.00	0.00	0.0%
3) Contributions		8980-8999	0.00	0.00	0.00	0.00	0.00	0.0%
4) TOTAL, OTHER FINANCING SOURCES/USES			100,000.00	100,000.00	0.00	100,000.00		
E. NET INCREASE (DECREASE) IN FUND BALANCE (C + D4)			31,500.00	31,500.00	0.00	31,500.00		
F. FUND BALANCE, RESERVES								
1) Beginning Fund Balance								
a) As of July 1 - Unaudited		9791	352,056.59	352,056.59		352,056.59	0.00	0.0%
b) Audit Adjustments		9793	0.00	0.00		0.00	0.00	0.0%
c) As of July 1 - Audited (F1a + F1b)			352,056.59	352,056.59		352,056.59		
d) Other Restatements		9795	0.00	0.00		0.00	0.00	0.0%
e) Adjusted Beginning Balance (F1c + F1d)			352,056.59	352,056.59		352,056.59		
2) Ending Balance, June 30 (E + F1e)			383,556.59	383,556.59		383,556.59		
Components of Ending Fund Balance								
a) Nonspendable								
Revolving Cash		9711	0.00	0.00		0.00		
Stores		9712	0.00	0.00		0.00		
Prepaid Items		9713	0.00	0.00		0.00		
All Others		9719	0.00	0.00		0.00		
b) Restricted								
		9740	0.00	0.00		0.00		
c) Committed								

Description	Resource Codes	Object Codes	Original Budget (A)	Board Approved Operating Budget (B)	Actuals To Date (C)	Projected Year Totals (D)	Difference (Col B & D) (E)	% Diff Column B & D (F)
Stabilization Arrangements		9750	0.00	0.00		0.00		
Other Commitments		9760	383,556.59	383,556.59		383,556.59		
d) Assigned								
Other Assignments		9780	0.00	0.00		0.00		
e) Unassigned/Unappropriated								
Reserve for Economic Uncertainties		9789	0.00	0.00		0.00		
Unassigned/Unappropriated Amount		9790	0.00	0.00		0.00		
LCFF SOURCES								
LCFF Transfers								
LCFF Transfers - Current Year		8091	0.00	0.00	0.00	0.00	0.00	0.0%
LCFF/Revenue Limit Transfers - Prior Years		8099	0.00	0.00	0.00	0.00	0.00	0.0%
TOTAL, LCFF SOURCES			0.00	0.00	0.00	0.00	0.00	0.0%
OTHER STATE REVENUE								
All Other State Revenue		8590	0.00	0.00	0.00	0.00	0.00	0.0%
TOTAL, OTHER STATE REVENUE			0.00	0.00	0.00	0.00	0.00	0.0%
OTHER LOCAL REVENUE								
Community Redevelopment Funds Not Subject to LCFF Deduction		8625	0.00	0.00	0.00	0.00	0.00	0.0%
Sales								
Sale of Equipment/Supplies		8631	0.00	0.00	0.00	0.00	0.00	0.0%
Interest		8660	1,500.00	1,500.00	0.00	1,500.00	0.00	0.0%
Net Increase (Decrease) in the Fair Value of Investments		8662	0.00	0.00	0.00	0.00	0.00	0.0%
Other Local Revenue								
All Other Local Revenue		8699	0.00	0.00	0.00	0.00	0.00	0.0%
All Other Transfers In from All Others		8799	0.00	0.00	0.00	0.00	0.00	0.0%
TOTAL, OTHER LOCAL REVENUE			1,500.00	1,500.00	0.00	1,500.00	0.00	0.0%
TOTAL, REVENUES			1,500.00	1,500.00	0.00	1,500.00		
CLASSIFIED SALARIES								
Classified Support Salaries		2200	0.00	0.00	0.00	0.00	0.00	0.0%
Other Classified Salaries		2900	0.00	0.00	0.00	0.00	0.00	0.0%
TOTAL, CLASSIFIED SALARIES			0.00	0.00	0.00	0.00	0.00	0.0%
EMPLOYEE BENEFITS								
STRS		3101-3102	0.00	0.00	0.00	0.00	0.00	0.0%
PERS		3201-3202	0.00	0.00	0.00	0.00	0.00	0.0%
OASDI/Medicare/Alternative		3301-3302	0.00	0.00	0.00	0.00	0.00	0.0%
Health and Welfare Benefits		3401-3402	0.00	0.00	0.00	0.00	0.00	0.0%
Unemployment Insurance		3501-3502	0.00	0.00	0.00	0.00	0.00	0.0%
Workers' Compensation		3601-3602	0.00	0.00	0.00	0.00	0.00	0.0%
OPEB, Allocated		3701-3702	0.00	0.00	0.00	0.00	0.00	0.0%
OPEB, Active Employees		3751-3752	0.00	0.00	0.00	0.00	0.00	0.0%
Other Employee Benefits		3901-3902	0.00	0.00	0.00	0.00	0.00	0.0%
TOTAL, EMPLOYEE BENEFITS			0.00	0.00	0.00	0.00	0.00	0.0%
BOOKS AND SUPPLIES								
Books and Other Reference Materials		4200	0.00	0.00	0.00	0.00	0.00	0.0%
Materials and Supplies		4300	0.00	0.00	0.00	0.00	0.00	0.0%
Noncapitalized Equipment		4400	0.00	0.00	0.00	0.00	0.00	0.0%

Description	Resource Codes	Object Codes	Original Budget (A)	Board Approved Operating Budget (B)	Actuals To Date (C)	Projected Year Totals (D)	Difference (Col B & D) (E)	% Diff Column B & D (F)
TOTAL, BOOKS AND SUPPLIES			0.00	0.00	0.00	0.00	0.00	0.0%
SERVICES AND OTHER OPERATING EXPENDITURES								
Subagreements for Services		5100	0.00	0.00	0.00	0.00	0.00	0.0%
Travel and Conferences		5200	0.00	0.00	0.00	0.00	0.00	0.0%
Rentals, Leases, Repairs, and Noncapitalized Improvements		5600	70,000.00	4,582.00	0.00	56,314.00	(51,732.00)	-1,129.0%
Transfers of Direct Costs		5710	0.00	0.00	0.00	0.00	0.00	0.0%
Transfers of Direct Costs - Interfund		5750	0.00	0.00	0.00	0.00	0.00	0.0%
Professional/Consulting Services and Operating Expenditures		5800	0.00	51,732.00	0.00	0.00	51,732.00	100.0%
TOTAL, SERVICES AND OTHER OPERATING EXPENDITURES			70,000.00	56,314.00	0.00	56,314.00	0.00	0.0%
CAPITAL OUTLAY								
Land Improvements		6170	0.00	0.00	0.00	0.00	0.00	0.0%
Buildings and Improvements of Buildings		6200	0.00	13,686.00	0.00	13,686.00	0.00	0.0%
Equipment		6400	0.00	0.00	0.00	0.00	0.00	0.0%
Equipment Replacement		6500	0.00	0.00	0.00	0.00	0.00	0.0%
Lease Assets		6600	0.00	0.00	0.00	0.00	0.00	0.0%
Subscription Assets		6700	0.00	0.00	0.00	0.00	0.00	0.0%
TOTAL, CAPITAL OUTLAY			0.00	13,686.00	0.00	13,686.00	0.00	0.0%
OTHER OUTGO (excluding Transfers of Indirect Costs)								
Debt Service								
Debt Service - Interest		7438	0.00	0.00	0.00	0.00	0.00	0.0%
Other Debt Service - Principal		7439	0.00	0.00	0.00	0.00	0.00	0.0%
TOTAL, OTHER OUTGO (excluding Transfers of Indirect Costs)			0.00	0.00	0.00	0.00	0.00	0.0%
TOTAL, EXPENDITURES			70,000.00	70,000.00	0.00	70,000.00		
INTERFUND TRANSFERS								
INTERFUND TRANSFERS IN								
Other Authorized Interfund Transfers In		8919	100,000.00	100,000.00	0.00	100,000.00	0.00	0.0%
(a) TOTAL, INTERFUND TRANSFERS IN			100,000.00	100,000.00	0.00	100,000.00	0.00	0.0%
INTERFUND TRANSFERS OUT								
Other Authorized Interfund Transfers Out		7619	0.00	0.00	0.00	0.00	0.00	0.0%
(b) TOTAL, INTERFUND TRANSFERS OUT			0.00	0.00	0.00	0.00	0.00	0.0%
OTHER SOURCES/USES								
SOURCES								
Other Sources								
Transfers from Funds of Lapsed/Reorganized LEAs		8965	0.00	0.00	0.00	0.00	0.00	0.0%
Long-Term Debt Proceeds								
Proceeds from Leases		8972	0.00	0.00	0.00	0.00	0.00	0.0%
Proceeds from SBITAs		8974	0.00	0.00	0.00	0.00	0.00	0.0%
All Other Financing Sources		8979	0.00	0.00	0.00	0.00	0.00	0.0%
(c) TOTAL, SOURCES			0.00	0.00	0.00	0.00	0.00	0.0%
USES								
Transfers of Funds from Lapsed/Reorganized LEAs		7651	0.00	0.00	0.00	0.00	0.00	0.0%
All Other Financing Uses		7699	0.00	0.00	0.00	0.00	0.00	0.0%
(d) TOTAL, USES			0.00	0.00	0.00	0.00	0.00	0.0%
CONTRIBUTIONS								

Description	Resource Codes	Object Codes	Original Budget (A)	Board Approved Operating Budget (B)	Actuals To Date (C)	Projected Year Totals (D)	Difference (Col B & D) (E)	% Diff Column B & D (F)
Contributions from Unrestricted Revenues		8980	0.00	0.00	0.00	0.00	0.00	0.0%
Contributions from Restricted Revenues		8990	0.00	0.00	0.00	0.00	0.00	0.0%
(e) TOTAL, CONTRIBUTIONS			0.00	0.00	0.00	0.00	0.00	0.0%
TOTAL, OTHER FINANCING SOURCES/USES								
(a - b + c - d + e)			100,000.00	100,000.00	0.00	100,000.00		

Resource	Description	2023-24 Projected Totals
Total, Restricted Balance		0.00

Description	Resource Codes	Object Codes	Original Budget (A)	Board Approved Operating Budget (B)	Actuals To Date (C)	Projected Year Totals (D)	Difference (Col B & D) (E)	% Diff Column B & D (F)
A. REVENUES								
1) LCFF Sources		8010-8099	0.00	0.00	0.00	0.00	0.00	0.0%
2) Federal Revenue		8100-8299	0.00	0.00	0.00	0.00	0.00	0.0%
3) Other State Revenue		8300-8599	0.00	0.00	0.00	0.00	0.00	0.0%
4) Other Local Revenue		8600-8799	28,000.00	28,000.00	0.00	28,000.00	0.00	0.0%
5) TOTAL, REVENUES			28,000.00	28,000.00	0.00	28,000.00		
B. EXPENDITURES								
1) Certificated Salaries		1000-1999	0.00	0.00	0.00	0.00	0.00	0.0%
2) Classified Salaries		2000-2999	0.00	0.00	0.00	0.00	0.00	0.0%
3) Employee Benefits		3000-3999	0.00	0.00	0.00	0.00	0.00	0.0%
4) Books and Supplies		4000-4999	0.00	0.00	0.00	0.00	0.00	0.0%
5) Services and Other Operating Expenditures		5000-5999	0.00	0.00	0.00	0.00	0.00	0.0%
6) Capital Outlay		6000-6999	0.00	0.00	0.00	0.00	0.00	0.0%
7) Other Outgo (excluding Transfers of Indirect Costs)		7100-7299,7400-7499	0.00	0.00	0.00	0.00	0.00	0.0%
8) Other Outgo - Transfers of Indirect Costs		7300-7399	0.00	0.00	0.00	0.00	0.00	0.0%
9) TOTAL, EXPENDITURES			0.00	0.00	0.00	0.00		
C. EXCESS (DEFICIENCY) OF REVENUES OVER EXPENDITURES BEFORE OTHER FINANCING SOURCES AND USES (A5 - B9)			28,000.00	28,000.00	0.00	28,000.00		
D. OTHER FINANCING SOURCES/USES								
1) Interfund Transfers								
a) Transfers In		8900-8929	0.00	0.00	0.00	0.00	0.00	0.0%
b) Transfers Out		7600-7629	0.00	0.00	2,000,000.00	2,000,000.00	(2,000,000.00)	New
2) Other Sources/Uses								
a) Sources		8930-8979	0.00	0.00	0.00	0.00	0.00	0.0%
b) Uses		7630-7699	0.00	0.00	0.00	0.00	0.00	0.0%
3) Contributions		8980-8999	0.00	0.00	0.00	0.00	0.00	0.0%
4) TOTAL, OTHER FINANCING SOURCES/USES			0.00	0.00	(2,000,000.00)	(2,000,000.00)		
E. NET INCREASE (DECREASE) IN FUND BALANCE (C + D4)			28,000.00	28,000.00	(2,000,000.00)	(1,972,000.00)		
F. FUND BALANCE, RESERVES								
1) Beginning Fund Balance								
a) As of July 1 - Unaudited		9791	4,501,161.46	4,501,161.46		4,501,161.46	0.00	0.0%
b) Audit Adjustments		9793	0.00	0.00		0.00	0.00	0.0%
c) As of July 1 - Audited (F1a + F1b)			4,501,161.46	4,501,161.46		4,501,161.46		
d) Other Restatements		9795	0.00	0.00		0.00	0.00	0.0%
e) Adjusted Beginning Balance (F1c + F1d)			4,501,161.46	4,501,161.46		4,501,161.46		
2) Ending Balance, June 30 (E + F1e)			4,529,161.46	4,529,161.46		2,529,161.46		
Components of Ending Fund Balance								
a) Nonspendable								
Revolving Cash		9711	0.00	0.00		0.00		
Stores		9712	0.00	0.00		0.00		
Prepaid Items		9713	0.00	0.00		0.00		
All Others		9719	0.00	0.00		0.00		
b) Restricted								
		9740	0.00	0.00		0.00		

Description	Resource Codes	Object Codes	Original Budget (A)	Board Approved Operating Budget (B)	Actuals To Date (C)	Projected Year Totals (D)	Difference (Col B & D) (E)	% Diff Column B & D (F)
c) Committed								
Stabilization Arrangements		9750	0.00	0.00		0.00		
Other Commitments		9760	4,260,102.00	2,260,102.00		2,260,102.00		
Apprenticeship Training Program	0000	9760		2,260,102.00				
Apprenticeship Training Program	0000	9760	2,260,102.00					
Transfer to Fund 01 to reimburse OPEB	0000	9760	2,000,000.00					
Apprenticeship Training Program	0000	9760				2,260,102.00		
d) Assigned								
Other Assignments		9780	269,059.46	2,269,059.46		269,059.46		
e) Unassigned/Unappropriated								
Reserve for Economic Uncertainties		9789	0.00	0.00		0.00		
Unassigned/Unappropriated Amount		9790	0.00	0.00		0.00		
OTHER LOCAL REVENUE								
Sales								
Sale of Equipment/Supplies		8631	0.00	0.00	0.00	0.00	0.00	0.0%
Interest		8660	28,000.00	28,000.00	0.00	28,000.00	0.00	0.0%
Net Increase (Decrease) in the Fair Value of Investments		8662	0.00	0.00	0.00	0.00	0.00	0.0%
TOTAL, OTHER LOCAL REVENUE			28,000.00	28,000.00	0.00	28,000.00	0.00	0.0%
TOTAL, REVENUES			28,000.00	28,000.00	0.00	28,000.00		
INTERFUND TRANSFERS								
INTERFUND TRANSFERS IN								
From: General Fund/CSSF		8912	0.00	0.00	0.00	0.00	0.00	0.0%
Other Authorized Interfund Transfers In		8919	0.00	0.00	0.00	0.00	0.00	0.0%
(a) TOTAL, INTERFUND TRANSFERS IN			0.00	0.00	0.00	0.00	0.00	0.0%
INTERFUND TRANSFERS OUT								
To: General Fund/CSSF		7612	0.00	0.00	2,000,000.00	2,000,000.00	(2,000,000.00)	New
To: State School Building Fund/County School Facilities Fund		7613	0.00	0.00	0.00	0.00	0.00	0.0%
Other Authorized Interfund Transfers Out		7619	0.00	0.00	0.00	0.00	0.00	0.0%
(b) TOTAL, INTERFUND TRANSFERS OUT			0.00	0.00	2,000,000.00	2,000,000.00	(2,000,000.00)	New
OTHER SOURCES/USES								
SOURCES								
Other Sources								
Transfers from Funds of Lapsed/Reorganized LEAs		8965	0.00	0.00	0.00	0.00	0.00	0.0%
(c) TOTAL, SOURCES			0.00	0.00	0.00	0.00	0.00	0.0%
USES								
Transfers of Funds from Lapsed/Reorganized LEAs		7651	0.00	0.00	0.00	0.00	0.00	0.0%
(d) TOTAL, USES			0.00	0.00	0.00	0.00	0.00	0.0%
CONTRIBUTIONS								
Contributions from Restricted Revenues		8990	0.00	0.00	0.00	0.00	0.00	0.0%
(e) TOTAL, CONTRIBUTIONS			0.00	0.00	0.00	0.00	0.00	0.0%
TOTAL, OTHER FINANCING SOURCES/USES			0.00	0.00	(2,000,000.00)	(2,000,000.00)		
(a - b + c - d + e)			0.00	0.00	(2,000,000.00)	(2,000,000.00)		

Resource	Description	2023-24 Projected Totals
Total, Restricted Balance		0.00

Description	Resource Codes	Object Codes	Original Budget (A)	Board Approved Operating Budget (B)	Actuals To Date (C)	Projected Year Totals (D)	Difference (Col B & D) (E)	% Diff Column B & D (F)
A. REVENUES								
1) LCFF Sources		8010-8099	0.00	0.00	0.00	0.00	0.00	0.0%
2) Federal Revenue		8100-8299	0.00	0.00	0.00	0.00	0.00	0.0%
3) Other State Revenue		8300-8599	0.00	0.00	0.00	0.00	0.00	0.0%
4) Other Local Revenue		8600-8799	990,000.00	990,000.00	312,674.48	1,130,000.00	140,000.00	14.1%
5) TOTAL, REVENUES			990,000.00	990,000.00	312,674.48	1,130,000.00		
B. EXPENDITURES								
1) Certificated Salaries		1000-1999	0.00	0.00	0.00	0.00	0.00	0.0%
2) Classified Salaries		2000-2999	0.00	0.00	0.00	0.00	0.00	0.0%
3) Employee Benefits		3000-3999	0.00	0.00	0.00	0.00	0.00	0.0%
4) Books and Supplies		4000-4999	0.00	81,765.00	19,400.82	81,765.00	0.00	0.0%
5) Services and Other Operating Expenditures		5000-5999	520,000.00	520,000.00	93,748.57	555,189.00	(35,189.00)	-6.8%
6) Capital Outlay		6000-6999	36,249.00	83,549.00	48,358.20	48,360.00	35,189.00	42.1%
7) Other Outgo (excluding Transfers of Indirect Costs)		7100-7299,7400-7499	0.00	0.00	0.00	0.00	0.00	0.0%
8) Other Outgo - Transfers of Indirect Costs		7300-7399	0.00	0.00	0.00	0.00	0.00	0.0%
9) TOTAL, EXPENDITURES			556,249.00	685,314.00	161,507.59	685,314.00		
C. EXCESS (DEFICIENCY) OF REVENUES OVER EXPENDITURES BEFORE OTHER FINANCING SOURCES AND USES (A5 - B9)			433,751.00	304,686.00	151,166.89	444,686.00		
D. OTHER FINANCING SOURCES/USES								
1) Interfund Transfers								
a) Transfers In		8900-8929	0.00	0.00	0.00	0.00	0.00	0.0%
b) Transfers Out		7600-7629	100,000.00	100,000.00	0.00	100,000.00	0.00	0.0%
2) Other Sources/Uses								
a) Sources		8930-8979	0.00	0.00	0.00	0.00	0.00	0.0%
b) Uses		7630-7699	0.00	0.00	0.00	0.00	0.00	0.0%
3) Contributions		8980-8999	0.00	0.00	0.00	0.00	0.00	0.0%
4) TOTAL, OTHER FINANCING SOURCES/USES			(100,000.00)	(100,000.00)	0.00	(100,000.00)		
E. NET INCREASE (DECREASE) IN FUND BALANCE (C + D4)			333,751.00	204,686.00	151,166.89	344,686.00		
F. FUND BALANCE, RESERVES								
1) Beginning Fund Balance								
a) As of July 1 - Unaudited		9791	3,386,152.06	3,386,152.06		3,386,152.06	0.00	0.0%
b) Audit Adjustments		9793	0.00	0.00		0.00	0.00	0.0%
c) As of July 1 - Audited (F1a + F1b)			3,386,152.06	3,386,152.06		3,386,152.06		
d) Other Restatements		9795	0.00	0.00		0.00	0.00	0.0%
e) Adjusted Beginning Balance (F1c + F1d)			3,386,152.06	3,386,152.06		3,386,152.06		
2) Ending Balance, June 30 (E + F1e)			3,719,903.06	3,590,838.06		3,730,838.06		
Components of Ending Fund Balance								
a) Nonspendable								
Revolving Cash		9711	0.00	0.00		0.00		
Stores		9712	0.00	0.00		0.00		
Prepaid Items		9713	0.00	0.00		0.00		
All Others		9719	0.00	0.00		0.00		
b) Legally Restricted Balance								
		9740	0.00	0.00		0.00		
c) Committed								

Description	Resource Codes	Object Codes	Original Budget (A)	Board Approved Operating Budget (B)	Actuals To Date (C)	Projected Year Totals (D)	Difference (Col B & D) (E)	% Diff Column B & D (F)
Stabilization Arrangements		9750	0.00	0.00		0.00		
Other Commitments		9760	3,719,903.06	3,590,838.06		3,730,838.06		
d) Assigned								
Other Assignments		9780	0.00	0.00		0.00		
e) Unassigned/Unappropriated								
Reserve for Economic Uncertainties		9789	0.00	0.00		0.00		
Unassigned/Unappropriated Amount		9790	0.00	0.00		0.00		
FEDERAL REVENUE								
All Other Federal Revenue		8290	0.00	0.00	0.00	0.00	0.00	0.0%
TOTAL, FEDERAL REVENUE			0.00	0.00	0.00	0.00	0.00	0.0%
OTHER STATE REVENUE								
Tax Relief Subventions								
Restricted Levies - Other								
Homeowners' Exemptions		8575	0.00	0.00	0.00	0.00	0.00	0.0%
Other Subventions/In-Lieu Taxes		8576	0.00	0.00	0.00	0.00	0.00	0.0%
All Other State Revenue		8590	0.00	0.00	0.00	0.00	0.00	0.0%
TOTAL, OTHER STATE REVENUE			0.00	0.00	0.00	0.00	0.00	0.0%
OTHER LOCAL REVENUE								
County and District Taxes								
Other Restricted Levies								
Secured Roll		8615	0.00	0.00	0.00	0.00	0.00	0.0%
Unsecured Roll		8616	0.00	0.00	0.00	0.00	0.00	0.0%
Prior Years' Taxes		8617	0.00	0.00	0.00	0.00	0.00	0.0%
Supplemental Taxes		8618	0.00	0.00	0.00	0.00	0.00	0.0%
Non-Ad Valorem Taxes								
Parcel Taxes		8621	0.00	0.00	0.00	0.00	0.00	0.0%
Other		8622	0.00	0.00	0.00	0.00	0.00	0.0%
Community Redevelopment Funds Not Subject to LCFF Deduction		8625	0.00	0.00	0.00	0.00	0.00	0.0%
Penalties and Interest from Delinquent Non-LCFF Taxes		8629	0.00	0.00	0.00	0.00	0.00	0.0%
Sales								
Sale of Equipment/Supplies		8631	0.00	0.00	0.00	0.00	0.00	0.0%
Leases and Rentals		8650	960,000.00	960,000.00	312,674.48	1,050,000.00	90,000.00	9.4%
Interest		8660	30,000.00	30,000.00	0.00	80,000.00	50,000.00	166.7%
Net Increase (Decrease) in the Fair Value of Investments		8662	0.00	0.00	0.00	0.00	0.00	0.0%
Other Local Revenue								
All Other Local Revenue		8699	0.00	0.00	0.00	0.00	0.00	0.0%
All Other Transfers In from All Others		8799	0.00	0.00	0.00	0.00	0.00	0.0%
TOTAL, OTHER LOCAL REVENUE			990,000.00	990,000.00	312,674.48	1,130,000.00	140,000.00	14.1%
TOTAL, REVENUES			990,000.00	990,000.00	312,674.48	1,130,000.00		
CLASSIFIED SALARIES								
Classified Support Salaries		2200	0.00	0.00	0.00	0.00	0.00	0.0%
Classified Supervisors' and Administrators' Salaries		2300	0.00	0.00	0.00	0.00	0.00	0.0%
Clerical, Technical and Office Salaries		2400	0.00	0.00	0.00	0.00	0.00	0.0%
Other Classified Salaries		2900	0.00	0.00	0.00	0.00	0.00	0.0%

Description	Resource Codes	Object Codes	Original Budget (A)	Board Approved Operating Budget (B)	Actuals To Date (C)	Projected Year Totals (D)	Difference (Col B & D) (E)	% Diff Column B & D (F)
TOTAL, CLASSIFIED SALARIES			0.00	0.00	0.00	0.00	0.00	0.0%
EMPLOYEE BENEFITS								
STRS		3101-3102	0.00	0.00	0.00	0.00	0.00	0.0%
PERS		3201-3202	0.00	0.00	0.00	0.00	0.00	0.0%
OASDI/Medicare/Alternative Health and Welfare Benefits		3301-3302	0.00	0.00	0.00	0.00	0.00	0.0%
Unemployment Insurance		3401-3402	0.00	0.00	0.00	0.00	0.00	0.0%
Workers' Compensation		3501-3502	0.00	0.00	0.00	0.00	0.00	0.0%
OPEB, Allocated		3701-3702	0.00	0.00	0.00	0.00	0.00	0.0%
OPEB, Active Employees		3751-3752	0.00	0.00	0.00	0.00	0.00	0.0%
Other Employee Benefits		3901-3902	0.00	0.00	0.00	0.00	0.00	0.0%
TOTAL, EMPLOYEE BENEFITS			0.00	0.00	0.00	0.00	0.00	0.0%
BOOKS AND SUPPLIES								
Books and Other Reference Materials		4200	0.00	0.00	0.00	0.00	0.00	0.0%
Materials and Supplies		4300	0.00	19,445.00	4,089.66	19,445.00	0.00	0.0%
Noncapitalized Equipment		4400	0.00	62,320.00	15,311.16	62,320.00	0.00	0.0%
TOTAL, BOOKS AND SUPPLIES			0.00	81,765.00	19,400.82	81,765.00	0.00	0.0%
SERVICES AND OTHER OPERATING EXPENDITURES								
Subagreements for Services		5100	0.00	0.00	0.00	0.00	0.00	0.0%
Travel and Conferences		5200	0.00	0.00	0.00	0.00	0.00	0.0%
Insurance		5400-5450	0.00	0.00	0.00	0.00	0.00	0.0%
Operations and Housekeeping Services		5500	0.00	0.00	0.00	0.00	0.00	0.0%
Rentals, Leases, Repairs, and Noncapitalized Improvements		5600	0.00	0.00	0.00	0.00	0.00	0.0%
Transfers of Direct Costs		5710	0.00	0.00	0.00	0.00	0.00	0.0%
Transfers of Direct Costs - Interfund		5750	0.00	0.00	0.00	0.00	0.00	0.0%
Professional/Consulting Services and Operating Expenditures		5800	520,000.00	520,000.00	93,748.57	555,189.00	(35,189.00)	-6.8%
Communications		5900	0.00	0.00	0.00	0.00	0.00	0.0%
TOTAL, SERVICES AND OTHER OPERATING EXPENDITURES			520,000.00	520,000.00	93,748.57	555,189.00	(35,189.00)	-6.8%
CAPITAL OUTLAY								
Land		6100	0.00	0.00	0.00	0.00	0.00	0.0%
Land Improvements		6170	0.00	0.00	0.00	0.00	0.00	0.0%
Buildings and Improvements of Buildings		6200	36,249.00	83,549.00	48,358.20	48,360.00	35,189.00	42.1%
Books and Media for New School Libraries or Major Expansion of School Libraries		6300	0.00	0.00	0.00	0.00	0.00	0.0%
Equipment		6400	0.00	0.00	0.00	0.00	0.00	0.0%
Equipment Replacement		6500	0.00	0.00	0.00	0.00	0.00	0.0%
Lease Assets		6600	0.00	0.00	0.00	0.00	0.00	0.0%
Subscription Assets		6700	0.00	0.00	0.00	0.00	0.00	0.0%
TOTAL, CAPITAL OUTLAY			36,249.00	83,549.00	48,358.20	48,360.00	35,189.00	42.1%
OTHER OUTGO (excluding Transfers of Indirect Costs)								
Other Transfers Out								
All Other Transfers Out to All Others		7299	0.00	0.00	0.00	0.00	0.00	0.0%
Debt Service								

Description	Resource Codes	Object Codes	Original Budget (A)	Board Approved Operating Budget (B)	Actuals To Date (C)	Projected Year Totals (D)	Difference (Col B & D) (E)	% Diff Column B & D (F)
Repayment of State School Building Fund Aid - Proceeds from Bonds		7435	0.00	0.00	0.00	0.00	0.00	0.0%
Debt Service - Interest		7438	0.00	0.00	0.00	0.00	0.00	0.0%
Other Debt Service - Principal		7439	0.00	0.00	0.00	0.00	0.00	0.0%
TOTAL, OTHER OUTGO (excluding Transfers of Indirect Costs)			0.00	0.00	0.00	0.00	0.00	0.0%
TOTAL, EXPENDITURES			556,249.00	685,314.00	161,507.59	685,314.00		
INTERFUND TRANSFERS								
INTERFUND TRANSFERS IN								
Other Authorized Interfund Transfers In		8919	0.00	0.00	0.00	0.00	0.00	0.0%
(a) TOTAL, INTERFUND TRANSFERS IN			0.00	0.00	0.00	0.00	0.00	0.0%
INTERFUND TRANSFERS OUT								
To: State School Building Fund/County School Facilities Fund		7613	0.00	0.00	0.00	0.00	0.00	0.0%
Other Authorized Interfund Transfers Out		7619	100,000.00	100,000.00	0.00	100,000.00	0.00	0.0%
(b) TOTAL, INTERFUND TRANSFERS OUT			100,000.00	100,000.00	0.00	100,000.00	0.00	0.0%
OTHER SOURCES/USES								
SOURCES								
Proceeds								
Proceeds from Sale of Bonds		8951	0.00	0.00	0.00	0.00	0.00	0.0%
Proceeds from Sale/Lease-Purchase of Land/Buildings		8953	0.00	0.00	0.00	0.00	0.00	0.0%
Other Sources								
County School Building Aid		8961	0.00	0.00	0.00	0.00	0.00	0.0%
Transfers from Funds of Lapsed/Reorganized LEAs		8965	0.00	0.00	0.00	0.00	0.00	0.0%
Long-Term Debt Proceeds								
Proceeds from Certificates of Participation		8971	0.00	0.00	0.00	0.00	0.00	0.0%
Proceeds from Leases		8972	0.00	0.00	0.00	0.00	0.00	0.0%
Proceeds from Lease Revenue Bonds		8973	0.00	0.00	0.00	0.00	0.00	0.0%
Proceeds from SBITAs		8974	0.00	0.00	0.00	0.00	0.00	0.0%
All Other Financing Sources		8979	0.00	0.00	0.00	0.00	0.00	0.0%
(c) TOTAL, SOURCES			0.00	0.00	0.00	0.00	0.00	0.0%
USES								
Transfers of Funds from Lapsed/Reorganized LEAs		7651	0.00	0.00	0.00	0.00	0.00	0.0%
All Other Financing Uses		7699	0.00	0.00	0.00	0.00	0.00	0.0%
(d) TOTAL, USES			0.00	0.00	0.00	0.00	0.00	0.0%
CONTRIBUTIONS								
Contributions from Unrestricted Revenues		8980	0.00	0.00	0.00	0.00	0.00	0.0%
Contributions from Restricted Revenues		8990	0.00	0.00	0.00	0.00	0.00	0.0%
(e) TOTAL, CONTRIBUTIONS			0.00	0.00	0.00	0.00	0.00	0.0%
TOTAL, OTHER FINANCING SOURCES/USES								
(a - b + c - d + e)			(100,000.00)	(100,000.00)	0.00	(100,000.00)		

Resource	Description	2023-24 Projected Totals
Total, Restricted Balance		0.00

Description	Resource Codes	Object Codes	Original Budget (A)	Board Approved Operating Budget (B)	Actuals To Date (C)	Projected Year Totals (D)	Difference (Col B & D) (E)	% Diff Column B & D (F)
A. REVENUES								
1) LCFF Sources		8010-8099	0.00	0.00	- 0.00	0.00	0.00	0.0%
2) Federal Revenue		8100-8299	0.00	0.00	0.00	0.00	0.00	0.0%
3) Other State Revenue		8300-8599	0.00	0.00	0.00	0.00	0.00	0.0%
4) Other Local Revenue		8600-8799	3,200.00	3,200.00	.01	3,200.00	0.00	0.0%
5) TOTAL, REVENUES			3,200.00	3,200.00	.01	3,200.00		
B. EXPENDITURES								
1) Certificated Salaries		1000-1999	0.00	0.00	0.00	0.00	0.00	0.0%
2) Classified Salaries		2000-2999	0.00	0.00	0.00	0.00	0.00	0.0%
3) Employee Benefits		3000-3999	0.00	0.00	0.00	0.00	0.00	0.0%
4) Books and Supplies		4000-4999	0.00	0.00	0.00	0.00	0.00	0.0%
5) Services and Other Operating Expenditures		5000-5999	0.00	0.00	0.00	0.00	0.00	0.0%
6) Capital Outlay		6000-6999	0.00	0.00	0.00	0.00	0.00	0.0%
7) Other Outgo (excluding Transfers of Indirect Costs)		7100-7299,7400-7499	0.00	0.00	0.00	0.00	0.00	0.0%
8) Other Outgo - Transfers of Indirect Costs		7300-7399	0.00	0.00	0.00	0.00	0.00	0.0%
9) TOTAL, EXPENDITURES			0.00	0.00	0.00	0.00		
C. EXCESS (DEFICIENCY) OF REVENUES OVER EXPENDITURES BEFORE OTHER FINANCING SOURCES AND USES (A5 - B9)			3,200.00	3,200.00	.01	3,200.00		
D. OTHER FINANCING SOURCES/USES								
1) Interfund Transfers								
a) Transfers In		8900-8929	0.00	0.00	0.00	0.00	0.00	0.0%
b) Transfers Out		7600-7629	0.00	0.00	0.00	0.00	0.00	0.0%
2) Other Sources/Uses								
a) Sources		8930-8979	0.00	0.00	0.00	0.00	0.00	0.0%
b) Uses		7630-7699	0.00	0.00	0.00	0.00	0.00	0.0%
3) Contributions		8980-8999	0.00	0.00	0.00	0.00	0.00	0.0%
4) TOTAL, OTHER FINANCING SOURCES/USES			0.00	0.00	0.00	0.00		
E. NET INCREASE (DECREASE) IN FUND BALANCE (C + D4)			3,200.00	3,200.00	.01	3,200.00		
F. FUND BALANCE, RESERVES								
1) Beginning Fund Balance								
a) As of July 1 - Unaudited		9791	382,595.65	382,595.65		382,595.65	0.00	0.0%
b) Audit Adjustments		9793	0.00	0.00		0.00	0.00	0.0%
c) As of July 1 - Audited (F1a + F1b)			382,595.65	382,595.65		382,595.65		
d) Other Restatements		9795	0.00	0.00		0.00	0.00	0.0%
e) Adjusted Beginning Balance (F1c + F1d)			382,595.65	382,595.65		382,595.65		
2) Ending Balance, June 30 (E + F1e)			385,795.65	385,795.65		385,795.65		
Components of Ending Fund Balance								
a) Nonspendable								
Revolving Cash		9711	0.00	0.00		0.00		
Stores		9712	0.00	0.00		0.00		
Prepaid Items		9713	0.00	0.00		0.00		
All Others		9719	0.00	0.00		0.00		
b) Legally Restricted Balance		9740	230,729.91	230,729.91		230,729.91		
c) Committed								

Description	Resource Codes	Object Codes	Original Budget (A)	Board Approved Operating Budget (B)	Actuals To Date (C)	Projected Year Totals (D)	Difference (Col B & D) (E)	% Diff Column B & D (F)
Stabilization Arrangements		9750	0.00	0.00		0.00		
Other Commitments		9760	155,065.74	155,065.74		155,065.74		
d) Assigned								
Other Assignments		9780	0.00	0.00		0.00		
e) Unassigned/Unappropriated								
Reserve for Economic Uncertainties		9789	0.00	0.00		0.00		
Unassigned/Unappropriated Amount		9790	0.00	0.00		0.00		
FEDERAL REVENUE								
All Other Federal Revenue		8290	0.00	0.00	0.00	0.00	0.00	0.0%
TOTAL, FEDERAL REVENUE			0.00	0.00	0.00	0.00	0.00	0.0%
OTHER STATE REVENUE								
School Facilities Apportionments		8545	0.00	0.00	0.00	0.00	0.00	0.0%
Pass-Through Revenues from State Sources		8587	0.00	0.00	0.00	0.00	0.00	0.0%
All Other State Revenue		8590	0.00	0.00	0.00	0.00	0.00	0.0%
TOTAL, OTHER STATE REVENUE			0.00	0.00	0.00	0.00	0.00	0.0%
OTHER LOCAL REVENUE								
Sales								
Sale of Equipment/Supplies		8631	0.00	0.00	0.00	0.00	0.00	0.0%
Leases and Rentals		8650	0.00	0.00	0.00	0.00	0.00	0.0%
Interest		8660	3,200.00	3,200.00	.01	3,200.00	0.00	0.0%
Net Increase (Decrease) in the Fair Value of Investments		8662	0.00	0.00	0.00	0.00	0.00	0.0%
Other Local Revenue								
All Other Local Revenue		8699	0.00	0.00	0.00	0.00	0.00	0.0%
All Other Transfers In from All Others		8799	0.00	0.00	0.00	0.00	0.00	0.0%
TOTAL, OTHER LOCAL REVENUE			3,200.00	3,200.00	.01	3,200.00	0.00	0.0%
TOTAL, REVENUES			3,200.00	3,200.00	.01	3,200.00		
CLASSIFIED SALARIES								
Classified Support Salaries		2200	0.00	0.00	0.00	0.00	0.00	0.0%
Classified Supervisors' and Administrators' Salaries		2300	0.00	0.00	0.00	0.00	0.00	0.0%
Clerical, Technical and Office Salaries		2400	0.00	0.00	0.00	0.00	0.00	0.0%
Other Classified Salaries		2900	0.00	0.00	0.00	0.00	0.00	0.0%
TOTAL, CLASSIFIED SALARIES			0.00	0.00	0.00	0.00	0.00	0.0%
EMPLOYEE BENEFITS								
STRS		3101-3102	0.00	0.00	0.00	0.00	0.00	0.0%
PERS		3201-3202	0.00	0.00	0.00	0.00	0.00	0.0%
OASDI/Medicare/Alternative		3301-3302	0.00	0.00	0.00	0.00	0.00	0.0%
Health and Welfare Benefits		3401-3402	0.00	0.00	0.00	0.00	0.00	0.0%
Unemployment Insurance		3501-3502	0.00	0.00	0.00	0.00	0.00	0.0%
Workers' Compensation		3601-3602	0.00	0.00	0.00	0.00	0.00	0.0%
OPEB, Allocated		3701-3702	0.00	0.00	0.00	0.00	0.00	0.0%
OPEB, Active Employees		3751-3752	0.00	0.00	0.00	0.00	0.00	0.0%
Other Employee Benefits		3901-3902	0.00	0.00	0.00	0.00	0.00	0.0%
TOTAL, EMPLOYEE BENEFITS			0.00	0.00	0.00	0.00	0.00	0.0%
BOOKS AND SUPPLIES								
Books and Other Reference Materials		4200	0.00	0.00	0.00	0.00	0.00	0.0%
Materials and Supplies		4300	0.00	0.00	0.00	0.00	0.00	0.0%

Description	Resource Codes	Object Codes	Original Budget (A)	Board Approved Operating Budget (B)	Actuals To Date (C)	Projected Year Totals (D)	Difference (Col B & D) (E)	% Diff Column B & D (F)
Noncapitalized Equipment		4400	0.00	0.00	0.00	0.00	0.00	0.0%
TOTAL, BOOKS AND SUPPLIES			0.00	0.00	0.00	0.00	0.00	0.0%
SERVICES AND OTHER OPERATING EXPENDITURES								
Subagreements for Services		5100	0.00	0.00	0.00	0.00	0.00	0.0%
Travel and Conferences		5200	0.00	0.00	0.00	0.00	0.00	0.0%
Insurance		5400-5450	0.00	0.00	0.00	0.00	0.00	0.0%
Operations and Housekeeping Services		5500	0.00	0.00	0.00	0.00	0.00	0.0%
Rentals, Leases, Repairs, and Noncapitalized Improvements		5600	0.00	0.00	0.00	0.00	0.00	0.0%
Transfers of Direct Costs		5710	0.00	0.00	0.00	0.00	0.00	0.0%
Transfers of Direct Costs - Interfund		5750	0.00	0.00	0.00	0.00	0.00	0.0%
Professional/Consulting Services and Operating Expenditures		5800	0.00	0.00	0.00	0.00	0.00	0.0%
Communications		5900	0.00	0.00	0.00	0.00	0.00	0.0%
TOTAL, SERVICES AND OTHER OPERATING EXPENDITURES			0.00	0.00	0.00	0.00	0.00	0.0%
CAPITAL OUTLAY								
Land		6100	0.00	0.00	0.00	0.00	0.00	0.0%
Land Improvements		6170	0.00	0.00	0.00	0.00	0.00	0.0%
Buildings and Improvements of Buildings		6200	0.00	0.00	0.00	0.00	0.00	0.0%
Books and Media for New School Libraries or Major Expansion of School Libraries		6300	0.00	0.00	0.00	0.00	0.00	0.0%
Equipment		6400	0.00	0.00	0.00	0.00	0.00	0.0%
Equipment Replacement		6500	0.00	0.00	0.00	0.00	0.00	0.0%
Lease Assets		6600	0.00	0.00	0.00	0.00	0.00	0.0%
Subscription Assets		6700	0.00	0.00	0.00	0.00	0.00	0.0%
TOTAL, CAPITAL OUTLAY			0.00	0.00	0.00	0.00	0.00	0.0%
OTHER OUTGO (excluding Transfers of Indirect Costs)								
Other Transfers Out								
Transfers of Pass-Through Revenues								
To Districts or Charter Schools		7211	0.00	0.00	0.00	0.00	0.00	0.0%
To County Offices		7212	0.00	0.00	0.00	0.00	0.00	0.0%
To JPAs		7213	0.00	0.00	0.00	0.00	0.00	0.0%
All Other Transfers Out to All Others		7299	0.00	0.00	0.00	0.00	0.00	0.0%
Debt Service								
Debt Service - Interest		7438	0.00	0.00	0.00	0.00	0.00	0.0%
Other Debt Service - Principal		7439	0.00	0.00	0.00	0.00	0.00	0.0%
TOTAL, OTHER OUTGO (excluding Transfers of Indirect Costs)			0.00	0.00	0.00	0.00	0.00	0.0%
TOTAL, EXPENDITURES			0.00	0.00	0.00	0.00		
INTERFUND TRANSFERS								
INTERFUND TRANSFERS IN								
To: State School Building Fund/County School Facilities Fund								
From: All Other Funds		8913	0.00	0.00	0.00	0.00	0.00	0.0%
Other Authorized Interfund Transfers In		8919	0.00	0.00	0.00	0.00	0.00	0.0%
(a) TOTAL, INTERFUND TRANSFERS IN			0.00	0.00	0.00	0.00	0.00	0.0%
INTERFUND TRANSFERS OUT								
Other Authorized Interfund Transfers Out		7619	0.00	0.00	0.00	0.00	0.00	0.0%
(b) TOTAL, INTERFUND TRANSFERS OUT			0.00	0.00	0.00	0.00	0.00	0.0%
OTHER SOURCES/USES								

Description	Resource Codes	Object Codes	Original Budget (A)	Board Approved Operating Budget (B)	Actuals To Date (C)	Projected Year Totals (D)	Difference (Col B & D) (E)	% Diff Column B & D (F)
SOURCES								
Proceeds								
Proceeds from Sale/Lease-Purchase of Land/Buildings		8953	0.00	0.00	0.00	0.00	0.00	0.0%
Other Sources								
Long-Term Debt Proceeds								
Proceeds from Certificates of Participation		8971	0.00	0.00	0.00	0.00	0.00	0.0%
Proceeds from Leases		8972	0.00	0.00	0.00	0.00	0.00	0.0%
Proceeds from Lease Revenue Bonds		8973	0.00	0.00	0.00	0.00	0.00	0.0%
Proceeds from SBITAs		8974	0.00	0.00	0.00	0.00	0.00	0.0%
All Other Financing Sources		8979	0.00	0.00	0.00	0.00	0.00	0.0%
(c) TOTAL, SOURCES			0.00	0.00	0.00	0.00	0.00	0.0%
CONTRIBUTIONS								
Contributions from Unrestricted Revenues		8980	0.00	0.00	0.00	0.00	0.00	0.0%
Contributions from Restricted Revenues		8990	0.00	0.00	0.00	0.00	0.00	0.0%
(e) TOTAL, CONTRIBUTIONS			0.00	0.00	0.00	0.00	0.00	0.0%
TOTAL, OTHER FINANCING SOURCES/USES								
(a - b + c + e)			0.00	0.00	0.00	0.00		

Resource	Description	2023-24 Projected Totals
7710	State School Facilities Projects	230,729.91
Total, Restricted Balance		230,729.91

Description	Resource Codes	Object Codes	Original Budget (A)	Board Approved Operating Budget (B)	Actuals To Date (C)	Projected Year Totals (D)	Difference (Col B & D) (E)	% Diff Column B & D (F)
A. REVENUES								
1) LCFF Sources		8010-8099	0.00	0.00	0.00	0.00	0.00	0.0%
2) Federal Revenue		8100-8299	0.00	0.00	0.00	0.00	0.00	0.0%
3) Other State Revenue		8300-8599	0.00	0.00	0.00	0.00	0.00	0.0%
4) Other Local Revenue		8600-8799	3,200.00	3,200.00	.01	3,200.00	0.00	0.0%
5) TOTAL, REVENUES			3,200.00	3,200.00	.01	3,200.00		
B. EXPENDITURES								
1) Certificated Salaries		1000-1999	0.00	0.00	0.00	0.00	0.00	0.0%
2) Classified Salaries		2000-2999	0.00	0.00	0.00	0.00	0.00	0.0%
3) Employee Benefits		3000-3999	0.00	0.00	0.00	0.00	0.00	0.0%
4) Books and Supplies		4000-4999	0.00	0.00	0.00	0.00	0.00	0.0%
5) Services and Other Operating Expenditures		5000-5999	0.00	0.00	0.00	0.00	0.00	0.0%
6) Capital Outlay		6000-6999	0.00	0.00	0.00	0.00	0.00	0.0%
7) Other Outgo (excluding Transfers of Indirect Costs)		7100-7299, 7400-7499	0.00	0.00	0.00	0.00	0.00	0.0%
8) Other Outgo - Transfers of Indirect Costs		7300-7399	0.00	0.00	0.00	0.00	0.00	0.0%
9) TOTAL, EXPENDITURES			0.00	0.00	0.00	0.00		
C. EXCESS (DEFICIENCY) OF REVENUES OVER EXPENDITURES BEFORE OTHER FINANCING SOURCES AND USES (A5 - B9)			3,200.00	3,200.00	.01	3,200.00		
D. OTHER FINANCING SOURCES/USES								
1) Interfund Transfers								
a) Transfers In		8900-8929	0.00	0.00	0.00	0.00	0.00	0.0%
b) Transfers Out		7600-7629	0.00	0.00	0.00	0.00	0.00	0.0%
2) Other Sources/Uses								
a) Sources		8930-8979	0.00	0.00	0.00	0.00	0.00	0.0%
b) Uses		7630-7699	0.00	0.00	0.00	0.00	0.00	0.0%
3) Contributions		8980-8999	0.00	0.00	0.00	0.00	0.00	0.0%
4) TOTAL, OTHER FINANCING SOURCES/USES			0.00	0.00	0.00	0.00		
E. NET INCREASE (DECREASE) IN FUND BALANCE (C + D4)			3,200.00	3,200.00	.01	3,200.00		
F. FUND BALANCE, RESERVES								
1) Beginning Fund Balance								
a) As of July 1 - Unaudited		9791	382,595.65	382,595.65		382,595.65	0.00	0.0%
b) Audit Adjustments		9793	0.00	0.00		0.00	0.00	0.0%
c) As of July 1 - Audited (F1a + F1b)			382,595.65	382,595.65		382,595.65		
d) Other Restatements		9795	0.00	0.00		0.00	0.00	0.0%
e) Adjusted Beginning Balance (F1c + F1d)			382,595.65	382,595.65		382,595.65		
2) Ending Balance, June 30 (E + F1e)			385,795.65	385,795.65		385,795.65		
Components of Ending Fund Balance								
a) Nonspendable								
Revolving Cash		9711	0.00	0.00		0.00		
Stores		9712	0.00	0.00		0.00		
Prepaid Items		9713	0.00	0.00		0.00		
All Others		9719	0.00	0.00		0.00		
b) Legally Restricted Balance		9740	230,729.91	230,729.91		230,729.91		
c) Committed								

Description	Resource Codes	Object Codes	Original Budget (A)	Board Approved Operating Budget (B)	Actuals To Date (C)	Projected Year Totals (D)	Difference (Col B & D) (E)	% Diff Column B & D (F)
Stabilization Arrangements		9750	0.00	0.00		0.00		
Other Commitments		9760	155,065.74	155,065.74		155,065.74		
d) Assigned								
Other Assignments		9780	0.00	0.00		0.00		
e) Unassigned/Unappropriated								
Reserve for Economic Uncertainties		9789	0.00	0.00		0.00		
Unassigned/Unappropriated Amount		9790	0.00	0.00		0.00		
FEDERAL REVENUE								
All Other Federal Revenue		8290	0.00	0.00	0.00	0.00	0.00	0.0%
TOTAL, FEDERAL REVENUE			0.00	0.00	0.00	0.00	0.00	0.0%
OTHER STATE REVENUE								
School Facilities Apportionments		8545	0.00	0.00	0.00	0.00	0.00	0.0%
Pass-Through Revenues from State Sources		8587	0.00	0.00	0.00	0.00	0.00	0.0%
All Other State Revenue		8590	0.00	0.00	0.00	0.00	0.00	0.0%
TOTAL, OTHER STATE REVENUE			0.00	0.00	0.00	0.00	0.00	0.0%
OTHER LOCAL REVENUE								
Sales								
Sale of Equipment/Supplies		8631	0.00	0.00	0.00	0.00	0.00	0.0%
Leases and Rentals		8650	0.00	0.00	0.00	0.00	0.00	0.0%
Interest		8660	3,200.00	3,200.00	.01	3,200.00	0.00	0.0%
Net Increase (Decrease) in the Fair Value of Investments		8662	0.00	0.00	0.00	0.00	0.00	0.0%
Other Local Revenue								
All Other Local Revenue		8699	0.00	0.00	0.00	0.00	0.00	0.0%
All Other Transfers In from All Others		8799	0.00	0.00	0.00	0.00	0.00	0.0%
TOTAL, OTHER LOCAL REVENUE			3,200.00	3,200.00	.01	3,200.00	0.00	0.0%
TOTAL, REVENUES			3,200.00	3,200.00	.01	3,200.00		
CLASSIFIED SALARIES								
Classified Support Salaries		2200	0.00	0.00	0.00	0.00	0.00	0.0%
Classified Supervisors' and Administrators' Salaries		2300	0.00	0.00	0.00	0.00	0.00	0.0%
Clerical, Technical and Office Salaries		2400	0.00	0.00	0.00	0.00	0.00	0.0%
Other Classified Salaries		2900	0.00	0.00	0.00	0.00	0.00	0.0%
TOTAL, CLASSIFIED SALARIES			0.00	0.00	0.00	0.00	0.00	0.0%
EMPLOYEE BENEFITS								
STRS		3101-3102	0.00	0.00	0.00	0.00	0.00	0.0%
PERS		3201-3202	0.00	0.00	0.00	0.00	0.00	0.0%
OASDI/Medicare/Alternative		3301-3302	0.00	0.00	0.00	0.00	0.00	0.0%
Health and Welfare Benefits		3401-3402	0.00	0.00	0.00	0.00	0.00	0.0%
Unemployment Insurance		3501-3502	0.00	0.00	0.00	0.00	0.00	0.0%
Workers' Compensation		3601-3602	0.00	0.00	0.00	0.00	0.00	0.0%
OPEB, Allocated		3701-3702	0.00	0.00	0.00	0.00	0.00	0.0%
OPEB, Active Employees		3751-3752	0.00	0.00	0.00	0.00	0.00	0.0%
Other Employee Benefits		3901-3902	0.00	0.00	0.00	0.00	0.00	0.0%
TOTAL, EMPLOYEE BENEFITS			0.00	0.00	0.00	0.00	0.00	0.0%
BOOKS AND SUPPLIES								
Books and Other Reference Materials		4200	0.00	0.00	0.00	0.00	0.00	0.0%
Materials and Supplies		4300	0.00	0.00	0.00	0.00	0.00	0.0%

Description	Resource Codes	Object Codes	Original Budget (A)	Board Approved Operating Budget (B)	Actuals To Date (C)	Projected Year Totals (D)	Difference (Col B & D) (E)	% Diff Column B & D (F)
Noncapitalized Equipment		4400	0.00	0.00	0.00	0.00	0.00	0.0%
TOTAL, BOOKS AND SUPPLIES			0.00	0.00	0.00	0.00	0.00	0.0%
SERVICES AND OTHER OPERATING EXPENDITURES								
Subagreements for Services		5100	0.00	0.00	0.00	0.00	0.00	0.0%
Travel and Conferences		5200	0.00	0.00	0.00	0.00	0.00	0.0%
Insurance		5400-5450	0.00	0.00	0.00	0.00	0.00	0.0%
Operations and Housekeeping Services		5500	0.00	0.00	0.00	0.00	0.00	0.0%
Rentals, Leases, Repairs, and Noncapitalized Improvements		5600	0.00	0.00	0.00	0.00	0.00	0.0%
Transfers of Direct Costs		5710	0.00	0.00	0.00	0.00	0.00	0.0%
Transfers of Direct Costs - Interfund		5750	0.00	0.00	0.00	0.00	0.00	0.0%
Professional/Consulting Services and Operating Expenditures		5800	0.00	0.00	0.00	0.00	0.00	0.0%
Communications		5900	0.00	0.00	0.00	0.00	0.00	0.0%
TOTAL, SERVICES AND OTHER OPERATING EXPENDITURES			0.00	0.00	0.00	0.00	0.00	0.0%
CAPITAL OUTLAY								
Land		6100	0.00	0.00	0.00	0.00	0.00	0.0%
Land Improvements		6170	0.00	0.00	0.00	0.00	0.00	0.0%
Buildings and Improvements of Buildings		6200	0.00	0.00	0.00	0.00	0.00	0.0%
Books and Media for New School Libraries or Major Expansion of School Libraries		6300	0.00	0.00	0.00	0.00	0.00	0.0%
Equipment		6400	0.00	0.00	0.00	0.00	0.00	0.0%
Equipment Replacement		6500	0.00	0.00	0.00	0.00	0.00	0.0%
Lease Assets		6600	0.00	0.00	0.00	0.00	0.00	0.0%
Subscription Assets		6700	0.00	0.00	0.00	0.00	0.00	0.0%
TOTAL, CAPITAL OUTLAY			0.00	0.00	0.00	0.00	0.00	0.0%
OTHER OUTGO (excluding Transfers of Indirect Costs)								
Other Transfers Out								
Transfers of Pass-Through Revenues								
To Districts or Charter Schools		7211	0.00	0.00	0.00	0.00	0.00	0.0%
To County Offices		7212	0.00	0.00	0.00	0.00	0.00	0.0%
To JPAs		7213	0.00	0.00	0.00	0.00	0.00	0.0%
All Other Transfers Out to All Others		7299	0.00	0.00	0.00	0.00	0.00	0.0%
Debt Service								
Debt Service - Interest		7438	0.00	0.00	0.00	0.00	0.00	0.0%
Other Debt Service - Principal		7439	0.00	0.00	0.00	0.00	0.00	0.0%
TOTAL, OTHER OUTGO (excluding Transfers of Indirect Costs)			0.00	0.00	0.00	0.00	0.00	0.0%
TOTAL, EXPENDITURES			0.00	0.00	0.00	0.00		
INTERFUND TRANSFERS								
INTERFUND TRANSFERS IN								
To: State School Building Fund/County School Facilities Fund								
From: All Other Funds		8913	0.00	0.00	0.00	0.00	0.00	0.0%
Other Authorized Interfund Transfers In		8919	0.00	0.00	0.00	0.00	0.00	0.0%
(a) TOTAL, INTERFUND TRANSFERS IN			0.00	0.00	0.00	0.00	0.00	0.0%
INTERFUND TRANSFERS OUT								
Other Authorized Interfund Transfers Out		7619	0.00	0.00	0.00	0.00	0.00	0.0%
(b) TOTAL, INTERFUND TRANSFERS OUT			0.00	0.00	0.00	0.00	0.00	0.0%
OTHER SOURCES/USES								

Description	Resource Codes	Object Codes	Original Budget (A)	Board Approved Operating Budget (B)	Actuals To Date (C)	Projected Year Totals (D)	Difference (Col B & D) (E)	% Diff Column B & D (F)
SOURCES								
Proceeds								
Proceeds from Sale/Lease-Purchase of Land/Buildings		8953	0.00	0.00	0.00	0.00	0.00	0.0%
Other Sources								
Long-Term Debt Proceeds								
Proceeds from Certificates of Participation		8971	0.00	0.00	0.00	0.00	0.00	0.0%
Proceeds from Leases		8972	0.00	0.00	0.00	0.00	0.00	0.0%
Proceeds from Lease Revenue Bonds		8973	0.00	0.00	0.00	0.00	0.00	0.0%
Proceeds from SBITAs		8974	0.00	0.00	0.00	0.00	0.00	0.0%
All Other Financing Sources		8979	0.00	0.00	0.00	0.00	0.00	0.0%
(c) TOTAL, SOURCES			0.00	0.00	0.00	0.00	0.00	0.0%
CONTRIBUTIONS								
Contributions from Unrestricted Revenues		8980	0.00	0.00	0.00	0.00	0.00	0.0%
Contributions from Restricted Revenues		8990	0.00	0.00	0.00	0.00	0.00	0.0%
(e) TOTAL, CONTRIBUTIONS			0.00	0.00	0.00	0.00	0.00	0.0%
TOTAL, OTHER FINANCING SOURCES/USES								
(a - b + c + e)			0.00	0.00	0.00	0.00		

Resource	Description	2023-24 Projected Totals
7710	State School Facilities Projects	230,729.91
Total, Restricted Balance		230,729.91

Description	Resource Codes	Object Codes	Original Budget (A)	Board Approved Operating Budget (B)	Actuals To Date (C)	Projected Year Totals (D)	Difference (Col B & D) (E)	% Diff Column B & D (F)
A. REVENUES								
1) LCFF Sources		8010-8099	0.00	0.00	0.00	0.00	0.00	0.0%
2) Federal Revenue		8100-8299	0.00	0.00	0.00	0.00	0.00	0.0%
3) Other State Revenue		8300-8599	0.00	0.00	0.00	0.00	0.00	0.0%
4) Other Local Revenue		8600-8799	300.00	300.00	0.00	300.00	0.00	0.0%
5) TOTAL, REVENUES			300.00	300.00	0.00	300.00		
B. EXPENDITURES								
1) Certificated Salaries		1000-1999	0.00	0.00	0.00	0.00	0.00	0.0%
2) Classified Salaries		2000-2999	0.00	0.00	0.00	0.00	0.00	0.0%
3) Employee Benefits		3000-3999	0.00	0.00	0.00	0.00	0.00	0.0%
4) Books and Supplies		4000-4999	0.00	0.00	0.00	0.00	0.00	0.0%
5) Services and Other Operating Expenditures		5000-5999	1,750.00	1,750.00	0.00	1,750.00	0.00	0.0%
6) Capital Outlay		6000-6999	0.00	0.00	0.00	0.00	0.00	0.0%
7) Other Outgo (excluding Transfers of Indirect Costs)		7100-7299,7400-7499	0.00	0.00	0.00	0.00	0.00	0.0%
8) Other Outgo - Transfers of Indirect Costs		7300-7399	0.00	0.00	0.00	0.00	0.00	0.0%
9) TOTAL, EXPENDITURES			1,750.00	1,750.00	0.00	1,750.00		
C. EXCESS (DEFICIENCY) OF REVENUES OVER EXPENDITURES BEFORE OTHER FINANCING SOURCES AND USES (A5 - B9)			(1,450.00)	(1,450.00)	0.00	(1,450.00)		
D. OTHER FINANCING SOURCES/USES								
1) Interfund Transfers								
a) Transfers In		8900-8929	0.00	0.00	0.00	0.00	0.00	0.0%
b) Transfers Out		7600-7629	0.00	0.00	0.00	0.00	0.00	0.0%
2) Other Sources/Uses								
a) Sources		8930-8979	0.00	0.00	0.00	0.00	0.00	0.0%
b) Uses		7630-7699	0.00	0.00	0.00	0.00	0.00	0.0%
3) Contributions		8980-8999	0.00	0.00	0.00	0.00	0.00	0.0%
4) TOTAL, OTHER FINANCING SOURCES/USES			0.00	0.00	0.00	0.00		
E. NET INCREASE (DECREASE) IN FUND BALANCE (C + D4)			(1,450.00)	(1,450.00)	0.00	(1,450.00)		
F. FUND BALANCE, RESERVES								
1) Beginning Fund Balance								
a) As of July 1 - Unaudited		9791	22,147.15	22,147.15		22,147.15	0.00	0.0%
b) Audit Adjustments		9793	0.00	0.00		0.00	0.00	0.0%
c) As of July 1 - Audited (F1a + F1b)			22,147.15	22,147.15		22,147.15		
d) Other Restatements		9795	0.00	0.00		0.00	0.00	0.0%
e) Adjusted Beginning Balance (F1c + F1d)			22,147.15	22,147.15		22,147.15		
2) Ending Balance, June 30 (E + F1e)			20,697.15	20,697.15		20,697.15		
Components of Ending Fund Balance								
a) Nonspendable								
Revolving Cash		9711	0.00	0.00		0.00		
Stores		9712	0.00	0.00		0.00		
Prepaid Items		9713	0.00	0.00		0.00		
All Others		9719	0.00	0.00		0.00		
b) Legally Restricted Balance		9740	0.00	0.00		0.00		
c) Committed								

Description	Resource Codes	Object Codes	Original Budget (A)	Board Approved Operating Budget (B)	Actuals To Date (C)	Projected Year Totals (D)	Difference (Col B & D) (E)	% Diff Column B & D (F)
Stabilization Arrangements		9750	0.00	0.00		0.00		
Other Commitments		9760	20,697.15	20,697.15		20,697.15		
d) Assigned								
Other Assignments		9780	0.00	0.00		0.00		
e) Unassigned/Unappropriated								
Reserve for Economic Uncertainties		9789	0.00	0.00		0.00		
Unassigned/Unappropriated Amount		9790	0.00	0.00		0.00		
FEDERAL REVENUE								
All Other Federal Revenue		8290	0.00	0.00	0.00	0.00	0.00	0.0%
TOTAL, FEDERAL REVENUE			0.00	0.00	0.00	0.00	0.00	0.0%
OTHER STATE REVENUE								
Pass-Through Revenues from State Sources		8587	0.00	0.00	0.00	0.00	0.00	0.0%
TOTAL, OTHER STATE REVENUE			0.00	0.00	0.00	0.00	0.00	0.0%
OTHER LOCAL REVENUE								
Other Local Revenue								
Community Redevelopment Funds Not Subject to LCFF Deduction		8625	0.00	0.00	0.00	0.00	0.00	0.0%
Sales								
Sale of Equipment/Supplies		8631	0.00	0.00	0.00	0.00	0.00	0.0%
Leases and Rentals		8650	0.00	0.00	0.00	0.00	0.00	0.0%
Interest		8660	300.00	300.00	0.00	300.00	0.00	0.0%
Net Increase (Decrease) in the Fair Value of Investments		8662	0.00	0.00	0.00	0.00	0.00	0.0%
Other Local Revenue								
All Other Local Revenue		8699	0.00	0.00	0.00	0.00	0.00	0.0%
All Other Transfers In from All Others		8799	0.00	0.00	0.00	0.00	0.00	0.0%
TOTAL, OTHER LOCAL REVENUE			300.00	300.00	0.00	300.00	0.00	0.0%
TOTAL, REVENUES			300.00	300.00	0.00	300.00		
CLASSIFIED SALARIES								
Classified Support Salaries		2200	0.00	0.00	0.00	0.00	0.00	0.0%
Classified Supervisors' and Administrators' Salaries		2300	0.00	0.00	0.00	0.00	0.00	0.0%
Clerical, Technical and Office Salaries		2400	0.00	0.00	0.00	0.00	0.00	0.0%
Other Classified Salaries		2900	0.00	0.00	0.00	0.00	0.00	0.0%
TOTAL, CLASSIFIED SALARIES			0.00	0.00	0.00	0.00	0.00	0.0%
EMPLOYEE BENEFITS								
STRS		3101-3102	0.00	0.00	0.00	0.00	0.00	0.0%
PERS		3201-3202	0.00	0.00	0.00	0.00	0.00	0.0%
OASDI/Medicare/Alternative		3301-3302	0.00	0.00	0.00	0.00	0.00	0.0%
Health and Welfare Benefits		3401-3402	0.00	0.00	0.00	0.00	0.00	0.0%
Unemployment Insurance		3501-3502	0.00	0.00	0.00	0.00	0.00	0.0%
Workers' Compensation		3601-3602	0.00	0.00	0.00	0.00	0.00	0.0%
OPEB, Allocated		3701-3702	0.00	0.00	0.00	0.00	0.00	0.0%
OPEB, Active Employees		3751-3752	0.00	0.00	0.00	0.00	0.00	0.0%
Other Employee Benefits		3901-3902	0.00	0.00	0.00	0.00	0.00	0.0%
TOTAL, EMPLOYEE BENEFITS			0.00	0.00	0.00	0.00	0.00	0.0%
BOOKS AND SUPPLIES								
Books and Other Reference Materials		4200	0.00	0.00	0.00	0.00	0.00	0.0%

Description	Resource Codes	Object Codes	Original Budget (A)	Board Approved Operating Budget (B)	Actuals To Date (C)	Projected Year Totals (D)	Difference (Col B & D) (E)	% Diff Column B & D (F)
Materials and Supplies		4300	0.00	0.00	0.00	0.00	0.00	0.0%
Noncapitalized Equipment		4400	0.00	0.00	0.00	0.00	0.00	0.0%
TOTAL, BOOKS AND SUPPLIES			0.00	0.00	0.00	0.00	0.00	0.0%
SERVICES AND OTHER OPERATING EXPENDITURES								
Subagreements for Services		5100	0.00	0.00	0.00	0.00	0.00	0.0%
Travel and Conferences		5200	0.00	0.00	0.00	0.00	0.00	0.0%
Insurance		5400-5450	0.00	0.00	0.00	0.00	0.00	0.0%
Operations and Housekeeping Services		5500	0.00	0.00	0.00	0.00	0.00	0.0%
Rentals, Leases, Repairs, and Noncapitalized Improvements		5600	0.00	0.00	0.00	0.00	0.00	0.0%
Transfers of Direct Costs		5710	0.00	0.00	0.00	0.00	0.00	0.0%
Transfers of Direct Costs - Interfund		5750	0.00	0.00	0.00	0.00	0.00	0.0%
Professional/Consulting Services and Operating Expenditures		5800	1,750.00	1,750.00	0.00	1,750.00	0.00	0.0%
Communications		5900	0.00	0.00	0.00	0.00	0.00	0.0%
TOTAL, SERVICES AND OTHER OPERATING EXPENDITURES			1,750.00	1,750.00	0.00	1,750.00	0.00	0.0%
CAPITAL OUTLAY								
Land		6100	0.00	0.00	0.00	0.00	0.00	0.0%
Land Improvements		6170	0.00	0.00	0.00	0.00	0.00	0.0%
Buildings and Improvements of Buildings		6200	0.00	0.00	0.00	0.00	0.00	0.0%
Books and Media for New School Libraries or Major Expansion of School Libraries		6300	0.00	0.00	0.00	0.00	0.00	0.0%
Equipment		6400	0.00	0.00	0.00	0.00	0.00	0.0%
Equipment Replacement		6500	0.00	0.00	0.00	0.00	0.00	0.0%
Lease Assets		6600	0.00	0.00	0.00	0.00	0.00	0.0%
Subscription Assets		6700	0.00	0.00	0.00	0.00	0.00	0.0%
TOTAL, CAPITAL OUTLAY			0.00	0.00	0.00	0.00	0.00	0.0%
OTHER OUTGO (excluding Transfers of Indirect Costs)								
Other Transfers Out								
Transfers of Pass-Through Revenues								
To Districts or Charter Schools		7211	0.00	0.00	0.00	0.00	0.00	0.0%
To County Offices		7212	0.00	0.00	0.00	0.00	0.00	0.0%
To JPAs		7213	0.00	0.00	0.00	0.00	0.00	0.0%
All Other Transfers Out to All Others		7299	0.00	0.00	0.00	0.00	0.00	0.0%
Debt Service								
Debt Service - Interest		7438	0.00	0.00	0.00	0.00	0.00	0.0%
Other Debt Service - Principal		7439	0.00	0.00	0.00	0.00	0.00	0.0%
TOTAL, OTHER OUTGO (excluding Transfers of Indirect Costs)			0.00	0.00	0.00	0.00	0.00	0.0%
TOTAL, EXPENDITURES			1,750.00	1,750.00	0.00	1,750.00		
INTERFUND TRANSFERS								
INTERFUND TRANSFERS IN								
From: General Fund/CSSF		8912	0.00	0.00	0.00	0.00	0.00	0.0%
Other Authorized Interfund Transfers In		8919	0.00	0.00	0.00	0.00	0.00	0.0%
(a) TOTAL, INTERFUND TRANSFERS IN			0.00	0.00	0.00	0.00	0.00	0.0%
INTERFUND TRANSFERS OUT								
To: General Fund/CSSF		7612	0.00	0.00	0.00	0.00	0.00	0.0%
To: State School Building Fund/County School Facilities Fund		7613	0.00	0.00	0.00	0.00	0.00	0.0%
Other Authorized Interfund Transfers Out		7619	0.00	0.00	0.00	0.00	0.00	0.0%
(b) TOTAL, INTERFUND TRANSFERS OUT			0.00	0.00	0.00	0.00	0.00	0.0%

Description	Resource Codes	Object Codes	Original Budget (A)	Board Approved Operating Budget (B)	Actuals To Date (C)	Projected Year Totals (D)	Difference (Col B & D) (E)	% Diff Column B & D (F)
OTHER SOURCES/USES								
SOURCES								
Proceeds								
Proceeds from Sale/Lease-Purchase of Land/Buildings		8953	0.00	0.00	0.00	0.00	0.00	0.0%
Other Sources								
Transfers from Funds of Lapsed/Reorganized LEAs		8965	0.00	0.00	0.00	0.00	0.00	0.0%
Long-Term Debt Proceeds								
Proceeds from Certificates of Participation		8971	0.00	0.00	0.00	0.00	0.00	0.0%
Proceeds from Leases		8972	0.00	0.00	0.00	0.00	0.00	0.0%
Proceeds from Lease Revenue Bonds		8973	0.00	0.00	0.00	0.00	0.00	0.0%
Proceeds from SBITAs		8974	0.00	0.00	0.00	0.00	0.00	0.0%
All Other Financing Sources		8979	0.00	0.00	0.00	0.00	0.00	0.0%
(c) TOTAL, SOURCES			0.00	0.00	0.00	0.00	0.00	0.0%
USES								
Transfers of Funds from Lapsed/Reorganized LEAs		7651	0.00	0.00	0.00	0.00	0.00	0.0%
All Other Financing Uses		7699	0.00	0.00	0.00	0.00	0.00	0.0%
(d) TOTAL, USES			0.00	0.00	0.00	0.00	0.00	0.0%
CONTRIBUTIONS								
Contributions from Unrestricted Revenues		8980	0.00	0.00	0.00	0.00	0.00	0.0%
Contributions from Restricted Revenues		8990	0.00	0.00	0.00	0.00	0.00	0.0%
(e) TOTAL, CONTRIBUTIONS			0.00	0.00	0.00	0.00	0.00	0.0%
TOTAL, OTHER FINANCING SOURCES/USES								
(a - b + c - d + e)			0.00	0.00	0.00	0.00		

Resource	Description	2023-24 Projected Totals
Total, Restricted Balance		0.00

Description	Object	Beginning Balances (Ref. Only)	July	August	September	October	November	December	January	February
ACTUALS THROUGH THE MONTH OF (Enter Month Name):										
A. BEGINNING CASH			16,465,995.00	16,681,429.00	14,576,910.00	16,424,501.00	16,175,056.00	15,516,543.00	15,468,533.00	15,379,460.00
B. RECEIPTS										
LCFF/Revenue Limit Sources										
Principal Apportionment	8010-8019									
Property Taxes	8020-8079									
Miscellaneous Funds	8080-8099									
Federal Revenue	8100-8299									
Other State Revenue	8300-8599		0.00	191,386.00	0.00	50,078.00	370,967.00	370,967.00	370,967.00	370,967.00
Other Local Revenue	8600-8799		1,113,820.00	1,107,759.00	1,209,320.00	1,212,186.00	1,212,188.00	1,333,336.00	1,333,336.00	1,333,336.00
Interfund Transfers In	8910-8929				2,000,000.00					
All Other Financing Sources	8930-8979									
TOTAL RECEIPTS			1,113,820.00	1,299,145.00	3,209,320.00	1,262,264.00	1,583,155.00	1,704,303.00	1,704,303.00	1,704,303.00
C. DISBURSEMENTS										
Certificated Salaries	1000-1999		89,649.00	354,791.00	353,413.00	353,109.00	359,353.00	359,353.00	359,353.00	359,353.00
Classified Salaries	2000-2999		237,127.00	261,998.00	258,370.00	293,500.00	248,423.00	279,935.00	279,935.00	279,935.00
Employee Benefits	3000-3999		249,102.00	316,634.00	319,493.00	299,976.00	308,577.00	371,738.00	371,738.00	371,738.00
Books and Supplies	4000-4999		15,042.00	76,591.00	152,635.00	168,308.00	85,890.00	99,680.00	99,680.00	99,680.00
Services	5000-5999		44,995.00	488,778.00	276,429.00	338,121.00	446,908.00	503,320.00	503,320.00	503,320.00
Capital Outlay	6000-6599		0.00	32,055.00	17,060.00	27,788.00	65,065.00	179,350.00	179,350.00	179,350.00
Other Outgo	7000-7499							(41,063.00)		(65,470.00)
Interfund Transfers Out	7600-7629									

Description	Object	Beginning Balances (Ref. Only)	July	August	September	October	November	December	January	February
All Other Financing Uses	7630-7699									
TOTAL DISBURSEMENTS			635,915.00	1,530,847.00	1,377,400.00	1,480,802.00	1,514,216.00	1,752,313.00	1,793,376.00	1,727,906.00
D. BALANCE SHEET ITEMS										
<u>Assets and Deferred Outflows</u>										
Cash Not In Treasury	9111-9199		0.00	(1,876.00)	0.00	(13,219.00)	262.00	0.00	0.00	0.00
Accounts Receivable	9200-9299		29,855.00	146,958.00	53,485.00					
Due From Other Funds	9310		57,563.00	0.00	0.00	0.00	(359,254.00)			
Stores	9320									
Prepaid Expenditures	9330		23,195.00	(3,411.00)	0.00	(1,313.00)	0.00			
Other Current Assets	9340									
Lease Receivable	9380									
Deferred Outflows of Resources	9490									
SUBTOTAL		0.00	110,613.00	141,671.00	53,485.00	(14,532.00)	(358,992.00)	0.00	0.00	0.00
<u>Liabilities and Deferred Inflows</u>										
Accounts Payable	9500-9599		535,117.00	(27.00)	114,248.00	10,574.00	1,221.00			
Due To Other Funds	9610		1,820.00	2,000,000.00	0.00	0.00	359,254.00			
Current Loans	9640									
Unearned Revenues	9650		11,101.00							
Deferred Inflows of Resources	9690									
SUBTOTAL		0.00	546,038.00	1,999,973.00	114,248.00	10,574.00	360,475.00	0.00	0.00	0.00
<u>Nonoperating</u>										
Suspense Clearing	9910		174,954.00	(14,515.00)	76,434.00	(5,801.00)	(7,985.00)			
TOTAL BALANCE SHEET ITEMS		0.00	(262,471.00)	(1,872,817.00)	15,671.00	(30,907.00)	(727,452.00)	0.00	0.00	0.00
E. NET INCREASE/DECREASE (B - C + D)			215,434.00	(2,104,519.00)	1,847,591.00	(249,445.00)	(658,513.00)	(48,010.00)	(89,073.00)	(23,603.00)
F. ENDING CASH (A + E)			16,681,429.00	14,576,910.00	16,424,501.00	16,175,056.00	15,516,543.00	15,468,533.00	15,379,460.00	15,355,857.00
G. ENDING CASH, PLUS CASH ACCRUALS AND ADJUSTMENTS										

Description	Object	March	April	May	June	Accruals	Adjustments	TOTAL	BUDGET
ACTUALS THROUGH THE MONTH OF (Enter Month Name):									
A. BEGINNING CASH		15,355,857.00	15,266,784.00	15,177,711.00	15,228,958.00				
B. RECEIPTS									
LCFF/Revenue Limit Sources									
Principal Apportionment	8010-8019					0.00		0.00	0.00
Property Taxes	8020-8079							0.00	0.00
Miscellaneous Funds	8080-8099							0.00	0.00
Federal Revenue	8100-8299							0.00	0.00
Other State Revenue	8300-8599	370,967.00	370,967.00	370,966.00	370,966.00			3,209,198.00	3,209,198.00
Other Local Revenue	8600-8799	1,333,336.00	1,333,336.00	1,333,336.00	1,333,336.00			15,188,625.00	15,188,625.00
Interfund Transfers In	8910-8929							2,000,000.00	2,000,000.00
All Other Financing Sources	8930-8979							0.00	0.00
TOTAL RECEIPTS		1,704,303.00	1,704,303.00	1,704,302.00	1,704,302.00	0.00	0.00	20,397,823.00	20,397,823.00
C. DISBURSEMENTS									
Certificated Salaries	1000-1999	359,353.00	359,353.00	359,353.00	202,049.00	0.00		3,868,482.00	3,868,482.00
Classified Salaries	2000-2999	279,935.00	279,935.00	279,935.00	261,751.00			3,240,779.00	3,240,779.00
Employee Benefits	3000-3999	371,738.00	371,738.00	371,738.00	370,894.00			4,095,104.00	4,095,104.00
Books and Supplies	4000-4999	99,680.00	99,680.00	66,392.00	66,392.00			1,129,650.00	1,129,650.00
Services	5000-5999	503,320.00	503,320.00	391,120.00	391,119.00			4,894,070.00	4,894,070.00
Capital Outlay	6000-6599	179,350.00	179,350.00	179,350.00	105,291.00			1,323,359.00	1,323,359.00
Other Outgo	7000-7499				(71,058.00)			(177,591.00)	(177,591.00)
Interfund Transfers Out	7600-7629							0.00	0.00
All Other Financing Uses	7630-7699							0.00	0.00

Description	Object	March	April	May	June	Accruals	Adjustments	TOTAL	BUDGET
TOTAL DISBURSEMENTS		1,793,376.00	1,793,376.00	1,647,888.00	1,326,438.00	0.00	0.00	18,373,853.00	18,373,853.00
D. BALANCE SHEET ITEMS									
<u>Assets and Deferred Outflows</u>									
Cash Not In Treasury	9111-9199	0.00	0.00	(5,167.00)	0.00			(20,000.00)	
Accounts Receivable	9200-9299							230,298.00	
Due From Other Funds	9310							(301,691.00)	
Stores	9320							0.00	
Prepaid Expenditures	9330							18,471.00	
Other Current Assets	9340							0.00	
Lease Receivable	9380							0.00	
Deferred Outflows of Resources	9490							0.00	
SUBTOTAL		0.00	0.00	(5,167.00)	0.00	0.00	0.00	(72,922.00)	
<u>Liabilities and Deferred Inflows</u>									
Accounts Payable	9500-9599							661,133.00	
Due To Other Funds	9610							2,361,074.00	
Current Loans	9640							0.00	
Unearned Revenues	9650							11,101.00	
Deferred Inflows of Resources	9690							0.00	
SUBTOTAL		0.00	0.00	0.00	0.00	0.00	0.00	3,033,308.00	
<u>Nonoperating</u>									
Suspense Clearing	9910							223,087.00	
TOTAL BALANCE SHEET ITEMS		0.00	0.00	(5,167.00)	0.00	0.00	0.00	(2,883,143.00)	
E. NET INCREASE/DECREASE (B - C + D)		(89,073.00)	(89,073.00)	51,247.00	377,864.00	0.00	0.00	(859,173.00)	2,023,970.00
F. ENDING CASH (A + E)		15,266,784.00	15,177,711.00	15,228,958.00	15,606,822.00				
G. ENDING CASH, PLUS CASH ACCRUALS AND ADJUSTMENTS								15,606,822.00	

Description	Object	Beginning Balances (Ref. Only)	July	August	September	October	November	December	January	February
ACTUALS THROUGH THE MONTH OF (Enter Month Name):										
A. BEGINNING CASH			15,606,822.00	15,606,822.00	15,606,822.00	15,606,822.00	15,606,822.00	15,606,822.00	15,606,822.00	15,606,822.00
B. RECEIPTS										
LCFF/Revenue Limit Sources										
Principal Apportionment	8010-8019									
Property Taxes	8020-8079									
Miscellaneous Funds	8080-8099									
Federal Revenue	8100-8299									
Other State Revenue	8300-8599									
Other Local Revenue	8600-8799									
Interfund Transfers In	8910-8929									
All Other Financing Sources	8930-8979									
TOTAL RECEIPTS			0.00	0.00	0.00	0.00	0.00	0.00	0.00	0.00
C. DISBURSEMENTS										
Certificated Salaries	1000-1999									
Classified Salaries	2000-2999									
Employee Benefits	3000-3999									
Books and Supplies	4000-4999									
Services	5000-5999									
Capital Outlay	6000-6599									
Other Outgo	7000-7499									
Interfund Transfers Out	7600-7629									

Description	Object	Beginning Balances (Ref. Only)	July	August	September	October	November	December	January	February
All Other Financing Uses	7630-7699									
TOTAL DISBURSEMENTS			0.00	0.00	0.00	0.00	0.00	0.00	0.00	0.00
D. BALANCE SHEET ITEMS										
<u>Assets and Deferred Outflows</u>										
Cash Not In Treasury	9111-9199									
Accounts Receivable	9200-9299									
Due From Other Funds	9310									
Stores	9320									
Prepaid Expenditures	9330									
Other Current Assets	9340									
Lease Receivable	9380									
Deferred Outflows of Resources	9490									
SUBTOTAL		0.00	0.00	0.00	0.00	0.00	0.00	0.00	0.00	0.00
<u>Liabilities and Deferred Inflows</u>										
Accounts Payable	9500-9599									
Due To Other Funds	9610									
Current Loans	9640									
Unearned Revenues	9650									
Deferred Inflows of Resources	9690									
SUBTOTAL		0.00	0.00	0.00	0.00	0.00	0.00	0.00	0.00	0.00
<u>Nonoperating</u>										
Suspense Clearing	9910									
TOTAL BALANCE SHEET ITEMS		0.00	0.00	0.00	0.00	0.00	0.00	0.00	0.00	0.00
E. NET INCREASE/DECREASE (B - C + D)			0.00	0.00	0.00	0.00	0.00	0.00	0.00	0.00
F. ENDING CASH (A + E)			15,606,822.00	15,606,822.00	15,606,822.00	15,606,822.00	15,606,822.00	15,606,822.00	15,606,822.00	15,606,822.00
G. ENDING CASH, PLUS CASH ACCRUALS AND ADJUSTMENTS										

Description	Object	March	April	May	June	Accruals	Adjustments	TOTAL	BUDGET
ACTUALS THROUGH THE MONTH OF (Enter Month Name):									
A. BEGINNING CASH		15,606,822.00	15,606,822.00	15,606,822.00	15,606,822.00				
B. RECEIPTS									
LCFF/Revenue Limit Sources									
Principal Apportionment	8010-8019							0.00	
Property Taxes	8020-8079							0.00	
Miscellaneous Funds	8080-8099							0.00	
Federal Revenue	8100-8299							0.00	
Other State Revenue	8300-8599							0.00	
Other Local Revenue	8600-8799							0.00	
Interfund Transfers In	8910-8929							0.00	
All Other Financing Sources	8930-8979							0.00	
TOTAL RECEIPTS		0.00	0.00	0.00	0.00	0.00	0.00	0.00	0.00
C. DISBURSEMENTS									
Certificated Salaries	1000-1999							0.00	
Classified Salaries	2000-2999							0.00	
Employee Benefits	3000-3999							0.00	
Books and Supplies	4000-4999							0.00	
Services	5000-5999							0.00	
Capital Outlay	6000-6599							0.00	
Other Outgo	7000-7499							0.00	
Interfund Transfers Out	7600-7629							0.00	
All Other Financing Uses	7630-7699							0.00	

Description	Object	March	April	May	June	Accruals	Adjustments	TOTAL	BUDGET
TOTAL DISBURSEMENTS		0.00	0.00	0.00	0.00	0.00	0.00	0.00	0.00
D. BALANCE SHEET ITEMS									
<u>Assets and Deferred Outflows</u>									
Cash Not In Treasury	9111- 9199							0.00	
Accounts Receivable	9200- 9299							0.00	
Due From Other Funds	9310							0.00	
Stores	9320							0.00	
Prepaid Expenditures	9330							0.00	
Other Current Assets	9340							0.00	
Lease Receivable	9380							0.00	
Deferred Outflows of Resources	9490							0.00	
SUBTOTAL		0.00	0.00	0.00	0.00	0.00	0.00	0.00	
<u>Liabilities and Deferred Inflows</u>									
Accounts Payable	9500- 9599							0.00	
Due To Other Funds	9610							0.00	
Current Loans	9640							0.00	
Unearned Revenues	9650							0.00	
Deferred Inflows of Resources	9690							0.00	
SUBTOTAL		0.00	0.00	0.00	0.00	0.00	0.00	0.00	
<u>Nonoperating</u>									
Suspense Clearing	9910							0.00	
TOTAL BALANCE SHEET ITEMS		0.00	0.00	0.00	0.00	0.00	0.00	0.00	
E. NET INCREASE/DECREASE (B - C + D)		0.00	0.00	0.00	0.00	0.00	0.00	0.00	0.00
F. ENDING CASH (A + E)		15,606,822.00	15,606,822.00	15,606,822.00	15,606,822.00				
G. ENDING CASH, PLUS CASH ACCRUALS AND ADJUSTMENTS								15,606,822.00	

Description	Object Codes	Projected Year Totals (Form 011) (A)	% Change (Cols. C-A/A) (B)	2024-25 Projection (C)	% Change (Cols. E-C/C) (D)	2025-26 Projection (E)
(Enter projections for subsequent years 1 and 2 in Columns C and E; current year - Column A - is extracted)						
A. REVENUES AND OTHER FINANCING SOURCES						
1. LCFF/Revenue Limit Sources	8010-8099					
2. Federal Revenues	8100-8299	0.00	0.00%		0.00%	
3. Other State Revenues	8300-8599	3,209,198.00	(20.66%)	2,546,150.00	2.41%	2,607,435.00
4. Other Local Revenues	8600-8799	15,188,625.00	(8.61%)	13,880,852.00	(.33%)	13,835,015.00
5. Other Financing Sources						
a. Transfers In	8900-8929	2,000,000.00	(100.00%)	0.00	0.00%	0.00
b. Other Sources	8930-8979	0.00	0.00%	0.00	0.00%	0.00
c. Contributions	8980-8999	0.00	0.00%	0.00	0.00%	0.00
6. Total (Sum lines A1 thru A5c)		20,397,823.00	(19.47%)	16,427,002.00	.09%	16,442,450.00
B. EXPENDITURES AND OTHER FINANCING USES						
1. Certificated Salaries						
a. Base Salaries				3,868,482.00		4,171,509.00
b. Step & Column Adjustment				58,027.00		62,573.00
c. Cost-of-Living Adjustment				245,000.00		
d. Other Adjustments						
e. Total Certificated Salaries (Sum lines B1a thru B1d)	1000-1999	3,868,482.00	7.83%	4,171,509.00	1.50%	4,234,082.00
2. Classified Salaries						
a. Base Salaries				3,240,779.00		3,143,991.00
b. Step & Column Adjustment				48,612.00		47,159.00
c. Cost-of-Living Adjustment				(145,400.00)		
d. Other Adjustments						
e. Total Classified Salaries (Sum lines B2a thru B2d)	2000-2999	3,240,779.00	(2.99%)	3,143,991.00	1.50%	3,191,150.00
3. Employee Benefits	3000-3999	4,095,104.00	3.64%	4,244,095.00	4.30%	4,426,741.00
4. Books and Supplies	4000-4999	1,129,650.00	(11.48%)	1,000,008.00	2.64%	1,026,409.00
5. Services and Other Operating Expenditures	5000-5999	4,894,070.00	1.50%	4,967,607.00	6.06%	5,268,752.00
6. Capital Outlay	6000-6999	1,323,359.00	(56.07%)	581,359.00	(13.99%)	500,000.00
7. Other Outgo (excluding Transfers of Indirect Costs)	7100-7299, 7400-7499	0.00	0.00%	0.00	0.00%	
8. Other Outgo - Transfers of Indirect Costs	7300-7399	(177,591.00)	.50%	(178,479.00)	.50%	(179,371.00)
9. Other Financing Uses						
a. Transfers Out	7600-7629	0.00	0.00%	0.00	0.00%	0.00
b. Other Uses	7630-7699	0.00	0.00%	0.00	0.00%	0.00
10. Other Adjustments (Explain in Section G below)						
11. Total (Sum lines B1 thru B10)		18,373,853.00	(2.42%)	17,930,090.00	3.00%	18,467,763.00
C. NET INCREASE (DECREASE) IN FUND BALANCE						
(Line A6 minus line B11)		2,023,970.00		(1,503,088.00)		(2,025,313.00)
D. FUND BALANCE						
1. Net Beginning Fund Balance (Form 011, line F1e)		11,985,090.79		14,009,060.79		12,505,972.79
2. Ending Fund Balance (Sum lines C and D1)		14,009,060.79		12,505,972.79		10,480,659.79
3. Components of Ending Fund Balance (Form 011)						
(Enter estimated projections for subsequent years 1 and 2 in Columns C and E; current year - Column A - is extracted)						
a. Nonspendable	9710-9719	48,271.00		20,000.00		20,000.00
b. Restricted	9740	411,996.28		229,373.00		278,066.00
c. Committed						
1. Stabilization Arrangements	9750	0.00		0.00		0.00
2. Other Commitments	9760	0.00		0.00		0.00
d. Assigned	9780	10,914,796.00		10,249,428.00		9,259,205.00

Description	Object Codes	Projected Year Totals (Form 011) (A)	% Change (Cols. C-A/A) (B)	2024-25 Projection (C)	% Change (Cols. E-C/C) (D)	2025-26 Projection (E)
e. Unassigned/Unappropriated						
1. Reserve for Economic Uncertainties	9789	918,693.00		896,505.00		923,388.00
2. Unassigned/Unappropriated	9790	1,715,304.51		1,110,666.79		.79
f. Total Components of Ending Fund Balance (Line D3f must agree with line D2)		14,009,060.79		12,505,972.79		10,480,659.79
E. AVAILABLE RESERVES						
1. General Fund)						
a. Stabilization Arrangements	9750	0.00		0.00		0.00
b. Reserve for Economic Uncertainties	9789	918,693.00		896,505.00		923,388.00
c. Unassigned/Unappropriated	9790	1,715,304.51		1,110,666.79		.79
d. Negative Restricted Ending Balances (Negative resources 2000-9999) (Enter projections)	9792	(1.30)		0.00		0.00
(Enter other reserve projections in Columns C and E for subsequent years 1 and 2; current year - Column A - is extracted.)						
2. Special Reserve Fund - Noncapital Outlay (Fund 17)						
a. Stabilization Arrangements	9750	0.00		0.00		0.00
b. Reserve for Economic Uncertainties	9789	0.00		0.00		0.00
c. Unassigned/Unappropriated	9790	0.00		0.00		0.00
3. Total Available Reserves - by Amount (Sum lines E1a thru E2c)		2,633,996.21		2,007,171.79		923,388.79
4. Total Available Reserves - by Percent (Line E3 divided by Line F2)		14.34%		11.19%		5.00%
F. RECOMMENDED RESERVES						
1. JPA ADA						
Used to determine the reserve standard percentage level on Line F5 (Enter ADA for current and two subsequent years, if applicable)						
2. Total Expenditures and Other Financing Uses (Line B11)		18,373,853.00		17,930,090.00		18,467,763.00
3. Less: Special Education Pass-through (Not applicable for JPAs)		N/A		N/A		N/A
4. Sub-Total (Line F2 minus F3)		18,373,853.00		17,930,090.00		18,467,763.00
5. Reserve Standard Percentage Level (Refer to Form 01CSI, Criterion 10 for calculation details)		5%		5%		5%
6. Reserve Standard - By Percent (Line F4 times F5)		918,692.65		896,504.50		923,388.15
7. Reserve Standard - By Amount (Refer to Form 01CSI, Criterion 10 for calculation details)		80,000.00		80,000.00		80,000.00
8. Reserve Standard (Greater of Line F6 or F7)		918,692.65		896,504.50		923,388.15
9. Available Reserves (Line E3) Meet the Reserve Standard (Line F8)		YES		YES		YES
G. ASSUMPTIONS						
Please provide below or on a separate attachment, the assumptions used to determine the projections for the first and second subsequent fiscal years. Further, please include an explanation for any significant expenditure adjustments projected in lines B1d, B2d, and B10. For additional information, please refer to the Budget Assumptions section of the SACS Financial Reporting Software User Guide.						

First Interim
2023-24 Projected Year Totals
SUMMARY OF INTERFUND ACTIVITIES
FOR ALL FUNDS

Description	Direct Costs - Interfund		Indirect Costs - Interfund		Interfund Transfers In 8900-8929	Interfund Transfers Out 7600-7629	Due From Other Funds 9310	Due To Other Funds 9610
	Transfers In 5750	Transfers Out 5750	Transfers In 7350	Transfers Out 7350				
011 GENERAL FUND								
Expenditure Detail	0.00	0.00	0.00	(177,591.00)				
Other Sources/Uses Detail								
Fund Reconciliation					2,000,000.00	0.00		
081 STUDENT ACTIVITY SPECIAL REVENUE FUND								
Expenditure Detail	0.00	0.00	0.00	0.00				
Other Sources/Uses Detail					0.00	0.00		
Fund Reconciliation								
101 SPECIAL EDUCATION PASS-THROUGH FUND								
Expenditure Detail								
Other Sources/Uses Detail								
Fund Reconciliation								
111 ADULT EDUCATION FUND								
Expenditure Detail	0.00	0.00	177,591.00	0.00				
Other Sources/Uses Detail					0.00	0.00		
Fund Reconciliation								
121 CHILD DEVELOPMENT FUND								
Expenditure Detail	0.00	0.00	0.00	0.00				
Other Sources/Uses Detail					0.00	0.00		
Fund Reconciliation								
131 CAFETERIA SPECIAL REVENUE FUND								
Expenditure Detail	0.00	0.00	0.00	0.00				
Other Sources/Uses Detail					0.00	0.00		
Fund Reconciliation								
141 DEFERRED MAINTENANCE FUND								
Expenditure Detail	0.00	0.00						
Other Sources/Uses Detail					100,000.00	0.00		
Fund Reconciliation								
151 PUPIL TRANSPORTATION EQUIPMENT FUND								
Expenditure Detail	0.00	0.00						
Other Sources/Uses Detail					0.00	0.00		
Fund Reconciliation								
171 SPECIAL RESERVE FUND FOR OTHER THAN CAPITAL OUTLAY								
Expenditure Detail								
Other Sources/Uses Detail					0.00	2,000,000.00		
Fund Reconciliation								
181 SCHOOL BUS EMISSIONS REDUCTION FUND								
Expenditure Detail	0.00	0.00						
Other Sources/Uses Detail					0.00	0.00		
Fund Reconciliation								
201 SPECIAL RESERVE FUND FOR POSTEMPLOYMENT BENEFITS								
Expenditure Detail								
Other Sources/Uses Detail					0.00	0.00		
Fund Reconciliation								
211 BUILDING FUND								
Expenditure Detail	0.00	0.00						
Other Sources/Uses Detail					0.00	100,000.00		
Fund Reconciliation								
351 COUNTY SCHOOL FACILITIES FUND								
Expenditure Detail	0.00	0.00						
Other Sources/Uses Detail					0.00	0.00		
Fund Reconciliation								
401 SPECIAL RESERVE FUND FOR CAPITAL OUTLAY PROJECTS								
Expenditure Detail	0.00	0.00						
Other Sources/Uses Detail					0.00	0.00		
Fund Reconciliation								
611 CAFETERIA ENTERPRISE FUND								
Expenditure Detail	0.00	0.00	0.00	0.00				
Other Sources/Uses Detail					0.00	0.00		
Fund Reconciliation								

First Interim
2023-24 Projected Year Totals
SUMMARY OF INTERFUND ACTIVITIES
FOR ALL FUNDS

Description	Direct Costs - Interfund		Indirect Costs - Interfund		Interfund Transfers In 8900-8929	Interfund Transfers Out 7600-7629	Due From Other Funds 9310	Due To Other Funds 9610
	Transfers In 5750	Transfers Out 5750	Transfers In 7350	Transfers Out 7350				
67I SELF-INSURANCE FUND								
Expenditure Detail	0.00	0.00						
Other Sources/Uses Detail					0.00	0.00		
Fund Reconciliation								
71I RETIREE BENEFIT FUND								
Expenditure Detail								
Other Sources/Uses Detail					0.00			
Fund Reconciliation								
76I WARRANT/PASS-THROUGH FUND								
Expenditure Detail								
Other Sources/Uses Detail								
Fund Reconciliation								
95I STUDENT BODY FUND								
Expenditure Detail								
Other Sources/Uses Detail								
Fund Reconciliation								
TOTALS	0.00	0.00	177,591.00	(177,591.00)	2,100,000.00	2,100,000.00		

Provide methodology and assumptions used to estimate revenues, expenditures, reserves and fund balance, and multiyear commitments (including cost-of-living adjustments). Deviations from the standards must be explained and may affect the interim certification.

Note: This form is the same as the school district criteria and standards review except for the average daily attendance, enrollment, ADA to enrollment, LCFF revenue, and ongoing and major maintenance account criteria, which are not applicable to JPAs, and the salaries and benefits and deficit spending criteria which measure unrestricted expenditures for districts but total expenditures for JPAs. The criteria and standards review should be completed only to the extent that individual components apply to each JPA, and with concurrence from the reviewing agency.

CRITERIA AND STANDARDS

1. **CRITERION: Average Daily Attendance**
This criterion is not checked for JPAs.

2. **CRITERION: Enrollment**
This criterion is not checked for JPAs.

3. **CRITERION: ADA to Enrollment**
This criterion is not checked for JPAs.

4. **CRITERION: Local Control Funding Formula (LCFF) Revenue**
This criterion is not checked for JPAs.

5. CRITERION: Salaries and Benefits

STANDARD: Projected ratio of total salaries and benefits to total general fund expenditures for any of the current fiscal year or two subsequent fiscal years has not changed from the historical average ratio from the three prior fiscal years by more than the greater of three percent or the JPA's required reserves percentage.

5A. Calculating the JPA's Historical Average Ratio of Salaries and Benefits to Total General Fund Expenditures

DATA ENTRY: Unaudited Actuals data that exist for the First Prior Year will be extracted; otherwise, enter data for the First Prior Year. Unaudited Actuals data for the second and third prior years are preloaded.

Fiscal Year	Unaudited Actuals		Ratio of Salaries and Benefits to Total Expenditures
	Salaries and Benefits (Form 01, Objects 1000-3999)	Total Expenditures (Form 01, Objects 1000-7499)	
Third Prior Year (2020-21)	8,932,705.07	12,218,313.73	73.1%
Second Prior Year (2021-22)	8,725,612.21	12,905,142.50	67.6%
First Prior Year (2022-23)	12,152,756.97	18,014,121.00	67.5%
	Historical Average Ratio:		69.4%

	Current Year (2023-24)	1st Subsequent Year (2024-25)	2nd Subsequent Year (2025-26)
JPA's Reserve Standard Percentage (Criterion 10B, Line 4):	5%	5%	5%
JPA's Salaries and Benefits Standard (historical average ratio, plus/minus the greater of 3% or the JPA's reserve standard percentage):	64.4% to 74.4%	64.4% to 74.4%	64.4% to 74.4%

5B. Calculating the JPA's Projected Ratio of Salaries and Benefits to Total General Fund Expenditures

DATA ENTRY: If Form MYPI exists, Projected Year Totals data for the two subsequent years will be extracted; if not, enter Projected Year Totals data. Projected Year Totals data for Current Year are extracted.

Fiscal Year	Projected Year Totals			Status
	Salaries and Benefits (Form 011, Objects 1000-3999) (Form MYPI, Lines B1-B3)	Total Expenditures (Form 011, Objects 1000-7499) (Form MYPI, Lines B1-B8, B10)	Ratio of Salaries and Benefits to Total Expenditures	
Current Year (2023-24)	11,204,365.00	18,373,853.00	61.0%	Not Met
1st Subsequent Year (2024-25)	11,559,595.00	17,930,090.00	64.5%	Met
2nd Subsequent Year (2025-26)	11,851,973.00	18,467,763.00	64.2%	Not Met

5C. Comparison of JPA Salaries and Benefits Ratio to the Standard

DATA ENTRY: Enter an explanation if the standard is not met.

- 1a. STANDARD NOT MET - Projected ratio of salary and benefit costs to total expenditures has changed by more than the standard in any of the current year or two subsequent fiscal years. Provide reasons why the change(s) exceed the standard and a description of the methods and assumptions used in projecting salaries and benefits.

Explanation:
(required if NOT met)

In FY 23-24, we budgeted \$850K in Capital Outlay for our keycard project as a one time expense. In addition, transportation expenses continue to rise in FY 24-25 and FY 25-26. As we are a ROCP, there will be expected capital outlay to maintain industry standards.

6. CRITERION: Other Revenues and Expenditures

STANDARD: Projected operating revenues (including federal, other state and other local) or expenditures (including books and supplies, and services and other operating), for any of the current fiscal year or two subsequent fiscal years, have not changed by more than five percent since budget adoption. Changes that exceed five percent in any major object category must be explained.

JPA's Other Revenues and Expenditures Standard Percentage Range:	-5.0% to +5.0%
JPA's Other Revenues and Expenditures Explanation Percentage Range:	-5.0% to +5.0%

6A. Calculating the JPA's Change by Major Object Category and Comparison to the Explanation Percentage Range

DATA ENTRY: Budget Adoption data that exist will be extracted; otherwise, enter data into the first column. First Interim data for Current Year are extracted. If First Interim Form MYPI exists, data for the two subsequent years will be extracted; if not, enter data for the two subsequent years into the second column. Explanations must be entered for each category if the percent change for any year exceeds the JPA's explanation percentage range.

Object Range / Fiscal Year	Budget Adoption Budget (Form 01CS, Item 6B)	First Interim Projected Year Totals (Fund 01) (Form MYPI)	Percent Change	Change Is Outside Explanation Range
Federal Revenue (Fund 01, Objects 8100-8299) (Form MYPI, Line A2)				
Current Year (2023-24)	0.00	0.00	0.0%	No
1st Subsequent Year (2024-25)	0.00		0.0%	Yes
2nd Subsequent Year (2025-26)	0.00		0.0%	Yes

Explanation
(required if Yes)

No federal revenues.

Other State Revenue (Fund 01, Objects 8300-8599) (Form MYPI, Line A3)				
Current Year (2023-24)	2,981,010.00	3,209,198.00	7.7%	Yes
1st Subsequent Year (2024-25)	2,836,703.00	2,546,150.00	-10.2%	Yes
2nd Subsequent Year (2025-26)	2,504,990.00	2,607,435.00	4.1%	No

Explanation
(required if Yes)

We just received confirmation of Round 6 SWP Grant.

Other Local Revenue (Fund 01, Objects 8600-8799) (Form MYPI, Line A4)				
Current Year (2023-24)	13,725,601.00	15,188,625.00	10.7%	Yes
1st Subsequent Year (2024-25)	13,976,474.00	13,880,852.00	-7%	No
2nd Subsequent Year (2025-26)	14,335,975.00	13,835,015.00	-3.5%	No

Explanation
(required if Yes)

We had higher enrollment in our JPA districts this year and also higher enrollment from Non-JPA districts resulting in higher revenue for current year.

Books and Supplies (Fund 01, Objects 4000-4999) (Form MYPI, Line B4)				
Current Year (2023-24)	996,004.00	1,129,650.00	13.4%	Yes
1st Subsequent Year (2024-25)	962,326.00	1,000,008.00	3.9%	No
2nd Subsequent Year (2025-26)	987,732.00	1,026,409.00	3.9%	No

Explanation
(required if Yes)

We had to purchase additional Recycling bins for our Recycle Away Program.

Services and Other Operating Expenditures (Fund 01, Objects 5000-5999) (Form MYPI, Line B5)

Current Year (2023-24)	4,410,321.00	4,894,070.00	11.0%	Yes
1st Subsequent Year (2024-25)	4,524,249.00	4,967,607.00	9.8%	Yes
2nd Subsequent Year (2025-26)	4,813,689.00	5,268,752.00	9.5%	Yes

Explanation
(required if Yes)

We budgeted the remaining CTEIG Year 4 and 5 grant in objects 4000-6000. In addition, transportation services and utilities continues to rise in the out years.

6B. Calculating the JPA's Change in Total Operating Revenues and Expenditures

DATA ENTRY: All data are extracted or calculated.

Object Range / Fiscal Year	Budget Adoption	First Interim	Percent Change	Explanation Range
	Budget	Projected Year Totals		

Total Federal, Other State, and Other Local Revenues (Section 6A)

Current Year (2023-24)	16,706,611.00	18,397,823.00	10.1%	Not Met
1st Subsequent Year (2024-25)	16,813,177.00	16,427,002.00	-2.3%	Met
2nd Subsequent Year (2025-26)	16,840,965.00	16,442,450.00	-2.4%	Met

Total Books and Supplies, and Services and Other Operating Expenditures (Section 6A)

Current Year (2023-24)	5,406,325.00	6,023,720.00	11.4%	Not Met
1st Subsequent Year (2024-25)	5,486,575.00	5,967,615.00	8.8%	Not Met
2nd Subsequent Year (2025-26)	5,801,421.00	6,295,161.00	8.5%	Not Met

6C. Comparison of JPA Total Operating Revenues and Expenditures to the Standard Percentage Range

DATA ENTRY: Explanations are linked from Section 6A if the status in Section 6B is not met; no entry is allowed below.

- 1a. STANDARD NOT MET - Projected total operating revenues have changed since budget adoption by more than the standard in one or more of the current or two subsequent fiscal years. Reasons for the projected change, descriptions of the methods and assumptions used in the projections, and what changes, if any, will be made to bring the projected operating revenues within the standard must be entered in Section 6A above and will also display in the explanation box below.

Explanation:
Federal Revenue
(linked from 6A
if NOT met)

No federal revenues.

Explanation:
Other State Revenue
(linked from 6A
if NOT met)

We just received confirmation of Round 6 SWP Grant.

Explanation:
Other Local Revenue
(linked from 6A
if NOT met)

We had higher enrollment in our JPA districts this year and also higher enrollment from Non-JPA districts resulting in higher revenue for current year.

- 1b. STANDARD NOT MET - Projected total operating expenditures have changed since budget adoption by more than the standard in one or more of the current or two subsequent fiscal years. Reasons for the projected change, descriptions of the methods and assumptions used in the projections, and what changes, if any, will be made to bring projected operating expenditures within the standard must be entered in Section 6A above and will also display in the explanation box below.

Explanation:
Books and Supplies
(linked from 6A
if NOT met)

We had to purchase additional Recycling bins for our Recycle Away Program.

Explanation:
Services and Other Exps

We budgeted the remaining CTEIG Year 4 and 5 grant in objects 4000-6000. In addition, transportation services and utilities continues to rise in the out years.

Metropolitan Education
Santa Clara County

(linked from 6A
if NOT met)

First Interim
General Fund
Joint Powers Agency (JPA) Criteria and Standards Review

43 40360 0000000
Form 01GSI
E81SG5PKAK(2023-24)

7.

CRITERION: Facilities Maintenance

STANDARD: Identify changes that have occurred since budget adoption in the projected contributions for facilities maintenance funding as required pursuant to Education Code Section 17070.75, or in how the JPA is providing adequately to preserve the functionality of its facilities for their normal life in accordance with Education Code sections 52060(d)(1) and 17002(d)(1).

Determining the JPA's Compliance with the Contribution Requirement for EC Section 17070.75 - Ongoing and Major Maintenance/Restricted Maintenance Account (OMMA/RMA)

This criterion is not checked for JPAs.

8. CRITERION: Deficit Spending

STANDARD: Deficit spending (total expenditures and other financing uses is greater than total revenues and other financing sources) as a percentage of total expenditures and other financing uses, has not exceeded one-third of the JPA's available reserves¹ as a percentage of total expenditures and other financing uses² in any of the current fiscal year or two subsequent fiscal years.

¹Available reserves are the amounts in the Stabilization Arrangements, Reserve for Economic Uncertainties, and Unassigned/Unappropriated accounts in the General Fund and the Special Reserve Fund for Other Than Capital Outlay Projects. Available reserves will be reduced by any negative ending balances in restricted resources in the General Fund. ²A JPA that is the Administrative Unit of a Special Education Local Plan Area (SELPA) may exclude from its expenditures the distribution of funds to its participating members.

8A. Calculating the JPA's Deficit Spending Standard Percentage Levels

DATA ENTRY: All data are extracted or calculated.

	Current Year (2023-24)	1st Subsequent Year (2024-25)	2nd Subsequent Year (2025-26)
JPA's Available Reserve Percentage (Criterion 10C, Line 9)	14.3%	11.2%	5.0%
JPA's Deficit Spending Standard Percentage Levels (one-third of available reserve percentage):	4.8%	3.7%	1.7%

8B. Calculating the JPA's Deficit Spending Percentages

DATA ENTRY: Current Year data are extracted. If Form MYPI exists, data for the two subsequent years will be extracted; if not, enter data for the two subsequent years into the first and second columns.

Fiscal Year	Projected Year Totals			Status
	Net Change in Fund Balance (Form 011, Section E) (Form MYPI, Line C)	Total Expenditures and Other Financing Uses (Form 011, Objects 1000- 7999) (Form MYPI, Line B11)	Deficit Spending Level (If Net Change in Fund Balance is negative, else N/A)	
Current Year (2023-24)	2,023,970.00	18,373,853.00	N/A	Met
1st Subsequent Year (2024-25)	(1,503,088.00)	17,930,090.00	8.4%	Not Met
2nd Subsequent Year (2025-26)	(2,025,313.00)	18,467,763.00	11.0%	Not Met

8C. Comparison of JPA Deficit Spending to the Standard

DATA ENTRY: Enter an explanation if the standard is not met.

- 1a. STANDARD NOT MET - Deficit spending has exceeded the standard percentage level in any of the current year or two subsequent fiscal years. Provide reasons for the deficit spending, a description of the methods and assumptions used in balancing both the unrestricted and restricted budgets, and what changes will be made to ensure that the budget deficits are eliminated or are balanced within the standard.

Explanation:
(required if NOT met)

We are deficit spending in the out years if we do not have enough grants to support our programs. Current projection is an estimate of what we will receive for our CTEIG grant in 24-25 and 25-26. Cost of transportation, utilities, and fringe benefits continue to rise.

9. CRITERION: Fund and Cash Balances

A. FUND BALANCE STANDARD: Projected general fund balance will be positive at the end of the current fiscal year and two subsequent fiscal years.

9A-1. Determining if the JPA's General Fund Ending Balance is Positive

DATA ENTRY: Current Year data are extracted. If Form MYPI exists, data for the two subsequent years will be extracted; if not, enter data for the two subsequent years.

Fiscal Year	Ending Fund Balance General Fund Projected Year Totals (Form 01I, Line F2) (Form MYPI, Line D2)		Status
	Current Year (2023-24)		
1st Subsequent Year (2024-25)		12,505,972.79	Met
2nd Subsequent Year (2025-26)		10,480,659.79	Met

9A-2. Comparison of the JPA's Ending Fund Balance to the Standard

DATA ENTRY: Enter an explanation if the standard is not met.

1a. STANDARD MET - Projected general fund ending balance is positive for the current fiscal year and two subsequent fiscal years.

Explanation:
(required if NOT met)

B. CASH BALANCE STANDARD: Projected general fund cash balance will be positive at the end of the current fiscal year.

9B-1. Determining if the JPA's Ending Cash Balance is Positive

DATA ENTRY: If Form CASH exists, data will be extracted; if not, data must be entered below.

Fiscal Year	Ending Cash Balance General Fund (Form CASH, Line F, June Column)		Status
	Current Year (2023-24)		

9B-2. Comparison of the JPA's Ending Cash Balance to the Standard

DATA ENTRY: Enter an explanation if the standard is not met.

1a. STANDARD MET - Projected general fund cash balance will be positive at the end of the current fiscal year.

Explanation:
(required if NOT met)

10. CRITERION: Reserves

STANDARD: Available reserves¹ for any of the current fiscal year or two subsequent fiscal years are not less than the following percentages or amounts² as applied to total expenditures and other financing uses³:

Percentage Level	JPA ADA	
5% or \$80,000 (greater of)	0	to 300
4% or \$80,000 (greater of)	301	to 1,000
3%	1,001	to 30,000
2%	30,001	to 400,000
1%	400,001	and over

¹ Available reserves are the amounts in the Stabilization Arrangements, Reserve for Economic Uncertainties, and Unassigned/Unappropriated accounts in the General Fund and the Special Reserve Fund for Other Than Capital Outlay Projects. Available reserves will be reduced by any negative ending balances in restricted resources in the General Fund. ² Dollar amounts to be adjusted annually by the prior year statutory cost-of-living adjustment, as referenced in Education Code Section 42238.02, rounded to the nearest thousand.

³ A JPA that is the Administrative Unit (AU) of a Special Education Local Plan Area (SELPA) may exclude from its expenditures the distribution of funds to its participating members.

	Current Year (2023-24)	1st Subsequent Year (2024-25)	2nd Subsequent Year (2025-26)
JPA ADA (Form MYPI, Line F1, if available; else defaults to zero and may be overwritten)	0.00	0.00	0.00
JPA's Reserve Standard Percentage Level:	5%	5%	5%

10A. Calculating the JPA's Special Education Pass-through Exclusions (only for JPAs that serve as the AU of a SELPA)

Special education pass-through exclusions are not applicable for JPAs.

10B. Calculating the JPA's Reserve Standard

DATA ENTRY: All data are extracted or calculated.

	Current Year Projected Year Totals (2023-24)	1st Subsequent Year (2024-25)	2nd Subsequent Year (2025-26)
1. Total Expenditures and Other Financing Uses (Criterion 8, Item 8B)	18,373,853.00	17,930,090.00	18,467,763.00
2. Plus: Special Education Pass-through (Not applicable for JPAs)	N/A	N/A	N/A
3. Net Expenditures and Other Financing Uses (Line B1 plus Line B2)	18,373,853.00	17,930,090.00	18,467,763.00
4. Reserve Standard Percentage Level	5%	5%	5%
5. Reserve Standard - by Percent (Line B3 times Line B4)	918,692.65	896,504.50	923,388.15
6. Reserve Standard - by Amount (\$80,000 for JPAs with less than 1,001 ADA, else 0)	80,000.00	80,000.00	80,000.00
7. JPA's Reserve Standard (Greater of Line B5 or Line B6)	918,692.65	896,504.50	923,388.15

10C. Calculating the JPA's Available Reserve Amount

DATA ENTRY: All data are extracted from fund data and Form MYPI. If Form MYPI does not exist, enter data for the two subsequent years.

Reserve Amounts	Current Year	1st Subsequent Year	2nd Subsequent Year
	Projected Year Totals (2023-24)	(2024-25)	(2025-26)
1. General Fund - Stabilization Arrangements (Fund 01, Object 9750) (Form MYPI, Line E1a)	0.00	0.00	0.00
2. General Fund - Reserve for Economic Uncertainties (Fund 01, Object 9789) (Form MYPI, Line E1b)	918,693.00	896,505.00	923,388.00
3. General Fund - Unassigned/Unappropriated Amount (Fund 01, Object 9790) (Form MYPI, Line E1c)	1,715,304.51	1,110,666.79	.79
4. General Fund - Negative Ending Balances in Restricted Resources (Fund 01, Object 979Z, if negative, for each of resources 2000-9999) (Form MYPI, Line E1d)	(1.30)	0.00	0.00
5. Special Reserve Fund - Stabilization Arrangements (Fund 17, Object 9750) (Form MYPI, Line E2a)	0.00	0.00	0.00
6. Special Reserve Fund - Reserve for Economic Uncertainties (Fund 17, Object 9789) (Form MYPI, Line E2b)	0.00	0.00	0.00
7. Special Reserve Fund - Unassigned/Unappropriated Amount (Fund 17, Object 9790) (Form MYPI, Line E2c)	0.00	0.00	0.00
8. JPA's Available Reserve Amount (Lines C1 thru C7)	2,633,996.21	2,007,171.79	923,388.79
9. JPA's Available Reserve Percentage (Information only) (Line 8 divided by Section 10B, Line 3)	14.34%	11.19%	5.00%
JPA's Reserve Standard (Section 10B, Line 7):	918,692.65	896,504.50	923,388.15
Status:	Met	Met	Met

10D. Comparison of JPA Reserve Amount to the Standard

DATA ENTRY: Enter an explanation if the standard is not met.

1a. STANDARD MET - Available reserves have met the standard for the current year and two subsequent fiscal years.

Explanation:
(required if NOT met)

SUPPLEMENTAL INFORMATION

DATA ENTRY: Click the appropriate Yes or No button for items S1 through S4. Enter an explanation for each Yes answer.

S1. Contingent Liabilities

1a. Does your JPA have any known or contingent liabilities (e.g., financial or program audits, litigation, state compliance reviews) that have occurred since budget adoption that may impact the budget?

No

1b. If Yes, identify the liabilities and how they may impact the budget:

S2. Use of One-time Revenues for Ongoing Expenditures

1a. Does your JPA have ongoing general fund expenditures funded with one-time revenues that have changed since budget adoption by more than five percent?

No

1b. If Yes, identify the expenditures and explain how the one-time resources will be replaced to continue funding the ongoing expenditures in the following fiscal years:

S3. Temporary Interfund Borrowings

1a. Does your JPA have projected temporary borrowings between funds?
(Refer to Education Code Section 42603)

No

1b. If Yes, identify the interfund borrowings:

S4. Contingent Revenues

1a. Does your JPA have projected revenues for the current fiscal year or either of the two subsequent fiscal years contingent on reauthorization by the local government, special legislation, or other definitive act (e.g., parcel taxes, forest reserves)?

No

1b. If Yes, identify any of these revenues that are dedicated for ongoing expenses and explain how the revenues will be replaced or expenditures reduced:

S5. Contributions

Identify projected contributions from unrestricted resources in the general fund to restricted resources in the general fund for the current fiscal year and two subsequent fiscal years. Provide an explanation if contributions have changed by more than \$20,000 and more than five percent since budget adoption.

Identify projected transfers to or from the general fund to cover operating deficits in either the general fund or any other fund for the current fiscal year and two subsequent fiscal years. Provide an explanation if contributions have changed by more than \$20,000 and more than five percent since budget adoption.

Identify capital project cost overruns that have occurred since budget adoption that may impact the general fund budget.

JPA's Contributions and Transfers Standard: -5.0% to 5.0% or -\$20,000 to +\$20,000

SSA. Identification of the JPA's Projected Contributions, Transfers, and Capital Projects that may Impact the General Fund

DATA ENTRY: Budget Adoption data that exist will be extracted; otherwise, enter data into the first column. For Transfers In and Transfers Out, if Form MYPI exists, the data will be extracted into the First Interim column for the Current Year, and 1st and 2nd Subsequent Years. If Form MYPI does not exist, enter data in the Current Year, and 1st and 2nd Subsequent Years. Click on the appropriate button for Item 1d; all other data will be calculated.

Description / Fiscal Year	Budget Adoption (Form 01CS, Item S5A)	First Interim Projected Year Totals	Percent Change	Amount of Change	Status
1a. Contributions, Unrestricted General Fund					
This item is not applicable for JPAs.					
1b. Transfers In, General Fund *					
Current Year (2023-24)	0.00	2,000,000.00	New	2,000,000.00	Not Met
1st Subsequent Year (2024-25)	0.00	0.00	0.0%	0.00	Met
2nd Subsequent Year (2025-26)	0.00	0.00	0.0%	0.00	Met
1c. Transfers Out, General Fund *					
Current Year (2023-24)	0.00	0.00	0.0%	0.00	Met
1st Subsequent Year (2024-25)	0.00	0.00	0.0%	0.00	Met
2nd Subsequent Year (2025-26)	0.00	0.00	0.0%	0.00	Met

1d. Capital Project Cost Overruns

Have capital project cost overruns occurred since budget adoption that may impact the general fund operational budget?

No

* Include transfers used to cover operating deficits in either the general fund or any other fund.

S5B. Status of the JPA's Projected Contributions, Transfers, and Capital Projects

DATA ENTRY: Enter an explanation if Not Met for items 1b-1c or if Yes for Item 1d.

1a. This item is not applicable for JPAs.

1b. NOT MET - The projected transfers in to the general fund have changed since budget adoption by more than the standard for any of the current year or subsequent two fiscal years. Identify the amounts transferred, by fund, and whether transfers are ongoing or one-time in nature. If ongoing, explain the JPA's plan, with timeframes, for reducing or eliminating the transfers.

Explanation:
(required if NOT met)

This transfer was from our Fund 17 Special Reserve, which is an extension of Fund 01. We used the \$2M from Fund 17 to prefund a CEBRT trust account for our OPEB. In FY 22-23, the \$2M expense was transferred to Fund 01. In FY 23-24, we are transferring back the \$2M to return to Fund 01.

1c. MET - Projected transfers out have not changed since budget adoption by more than the standard for the current year and two subsequent fiscal years.

Explanation:
(required if NOT met)

1d. NO - There have been no capital project cost overruns occurring since budget adoption that may impact the general fund operational budget.

Project Information:
(required if YES)

S6. Long-term Commitments

Identify all existing and new multiyear commitments' and their annual required payment for the current fiscal year and two subsequent fiscal years.

Explain how any increase in annual payments will be funded. Also, explain how any decrease to funding sources used to pay long-term commitments will be replaced. 'Include multiyear commitments, multiyear debt agreements, and new programs or contracts that result in long-term obligations.

S6A. Identification of the JPA's Long-term Commitments

DATA ENTRY: If Budget Adoption data exist (Form 01CS, Item S6A), long-term commitment data will be extracted and it will only be necessary to click the appropriate button for Item 1b. Extracted data may be overwritten to update long-term commitment data in Item 2, as applicable. If no Budget Adoption data exist, click the appropriate buttons for items 1a and 1b, and enter all other data, as applicable.

1. a. Does your JPA have long-term (multiyear) commitments?
(If No, skip items 1b and 2 and sections S6B and S6C)

Yes

b. If Yes to Item 1a, have new long-term (multiyear) commitments been incurred since budget adoption?

No

2. If Yes to Item 1a, list (or update) all new and existing multiyear commitments and required annual debt service amounts. Do not include long-term commitments for postemployment benefits other than pensions (OPEB); OPEB is disclosed in Item S7A.

Type of Commitment	# of Years Remaining	SACS Fund and Object Codes Used For:		Principal Balance as of July 1, 2023
		Funding Sources (Revenues)	Debt Service (Expenditures)	
Leases	1	General Fund	29,730	39,279
Certificates of Participation	N/A	0	0	0
General Obligation Bonds	N/A	0	0	0
Supp Early Retirement Program	N/A	0	0	0
State School Building Loans	N/A	0	0	0
Compensated Absences				201,393

Other Long-term Commitments (do not include OPEB)

Type of Commitment	# of Years Remaining	Funding Sources (Revenues)	Debt Service (Expenditures)	Principal Balance as of July 1, 2023
TOTAL:				240,672

Type of Commitment (continued)	Prior Year (2022-23)	Current Year (2023-24)	1st Subsequent Year (2024-25)	2nd Subsequent Year (2025-26)
	Annual Payment (P & I)	Annual Payment (P & I)	Annual Payment (P & I)	Annual Payment (P & I)
Leases				
Certificates of Participation				
General Obligation Bonds				
Supp Early Retirement Program				
State School Building Loans				
Compensated Absences				

Other Long-term Commitments (continued):

Type of Commitment	# of Years Remaining	Funding Sources (Revenues)	Debt Service (Expenditures)	Principal Balance as of July 1, 2023

Total Annual Payments:	0	0	0	0
Has total annual payment increased over prior year (2022-23)	No	No	No	No

S6B. Comparison of the JPA's Annual Payments to Prior Year Annual Payment

DATA ENTRY: Enter an explanation if Yes.

- 1a. No - Annual payments for long-term commitments have not increased in one or more of the current and two subsequent years.

S6C. Identification of Decreases to Funding Sources Used to Pay Long-term Commitments

DATA ENTRY: Click the appropriate Yes or No button in Item 1; if Yes, an explanation is required in Item 2.

1. Will funding sources used to pay long-term commitments decrease or expire prior to the end of the commitment period, or are they one-time sources?

No

2. No - Funding sources will not decrease or expire prior to the end of the commitment period, and one-time funds are not being used for long-term commitment annual payments.

The District currently has a lease with US Bank for copiers and the lease will expire in FY 23-24. The District will enter into a new lease agreement once contract expires.

S7. Unfunded Liabilities

Identify any changes in estimates for unfunded liabilities since budget adoption, and indicate whether the changes are the result of a new actuarial valuation.

S7A. Identification of the JPA's Estimated Unfunded Liability for Postemployment Benefits Other Than Pensions (OPEB)

DATA ENTRY: Click the appropriate button(s) for Items 1a-1c, as applicable. Budget Adoption data that exist (Form 01CS, Item S7A) will be extracted; otherwise, enter Budget Adoption and First Interim data in items 2-4.

1

a. Does your JPA provide postemployment benefits other than pensions (OPEB)? (If No, skip items 1b-4)

Yes

b. If Yes to Item 1a, have there been changes since budget adoption in OPEB liabilities?

No

c. If Yes to Item 1a, have there been changes since budget adoption in OPEB contributions?

No

2

	Budget Adoption (Form 01CS, Item S7A)	First Interim
OPEB Liabilities		
a. Total OPEB liability	2,298,827.00	387,189.00
b. OPEB plan(s) fiduciary net position (if applicable)	0.00	0.00
c. Total/Net OPEB liability (Line 2a minus Line 2b)	2,298,827.00	387,189.00

	Actuarial	
d. Is total OPEB liability based on the JPA's estimate or an actuarial valuation?		
e. If based on an actuarial valuation, indicate the measurement date of the OPEB valuation	6/30/2021 12:00:00 AM -07:00	Jun 30, 2022

Data must be entered.

3

	Budget Adoption (Form 01CS, Item S7A)	First Interim
OPEB Contributions		
a. OPEB actuarially determined contribution (ADC) if available, per actuarial valuation or Alternative Measurement Method		
Current Year (2023-24)	0.00	0.00
1st Subsequent Year (2024-25)	0.00	0.00
2nd Subsequent Year (2025-26)	0.00	0.00
b. OPEB amount contributed (for this purpose, include premiums paid to a self-insurance fund) (Funds 01-70, objects 3701-3752)		
Current Year (2023-24)	0.00	0.00
1st Subsequent Year (2024-25)	0.00	0.00
2nd Subsequent Year (2025-26)	0.00	0.00
c. Cost of OPEB benefits (equivalent of "pay-as-you-go" amount)		
Current Year (2023-24)	80.00	80.00
1st Subsequent Year (2024-25)		80.00
2nd Subsequent Year (2025-26)		80.00
d. Number of retirees receiving OPEB benefits		
Current Year (2023-24)	52.00	52.00
1st Subsequent Year (2024-25)		52.00
2nd Subsequent Year (2025-26)		52.00

Data must be entered.


Data must be entered.

Data must be entered.

Data must be entered.

4.

Comments:



S7B. Identification of the JPA's Unfunded Liability for Self-Insurance Programs

DATA ENTRY: Click the appropriate button(s) for Items 1a-1c, as applicable. Budget Adoption data that exist (Form 01CS, Item S7B) will be extracted; otherwise, enter Budget Adoption and First Interim data in items 2-4.

1

a. Does your JPA operate any self-insurance programs such as workers' compensation, employee health and welfare, or property and liability? (Do not include OPEB, which will be covered in Section S7A) (If No, skip items 1b-4)

No

b. If Yes to Item 1a, have there been changes since budget adoption in self-insurance liabilities?

n/a

c. If Yes to Item 1a, have there been changes since budget adoption in self-insurance contributions?

n/a

2

Self-Insurance Liabilities

	Budget Adoption (Form 01CS, Item S7B)	First Interim
a. Accrued liability for self-insurance programs		
b. Unfunded liability for self-insurance programs		

3

Self-Insurance Contributions

	Budget Adoption (Form 01CS, Item S7B)	First Interim
a. Required contribution (funding) for self-insurance programs		
Current Year (2023-24)		
1st Subsequent Year (2024-25)		
2nd Subsequent Year (2025-26)		
b. Amount contributed (funded) for self-insurance programs		
Current Year (2023-24)		
1st Subsequent Year (2024-25)		
2nd Subsequent Year (2025-26)		

4

Comments:

S8. Status of Labor Agreements

Analyze the status of all employee labor agreements. Identify new labor agreements that have been ratified since budget adoption, as well as new commitments provided as part of previously ratified multiyear agreements; and include all contracts, including all administrator contracts (and including all compensation). For new agreements, indicate the date of the required board meeting. Compare the increase in new commitments to the projected increase in ongoing revenues and explain how these commitments will be funded in future fiscal years.

If salary and benefit negotiations are not finalized, upon settlement with certificated or classified staff:

The JPA must determine the cost of the settlement, including salaries, benefits, and any other agreements that change costs, and provide the county office of education (COE) with an analysis of the cost of the settlement and its impact on the operating budget.

The county superintendent shall review the analysis relative to the criteria and standards and may provide written comments to the president of the JPA governing board and superintendent.

S8A. Cost Analysis of JPA's Labor Agreements - Certificated (Non-management) Employees

DATA ENTRY: Click the appropriate Yes or No button for "Status of Certificated Labor Agreements as of the Previous Reporting Period." There are no extractions in this section.

Status of Certificated Labor Agreements as of the Previous Reporting Period

Were all certificated labor negotiations settled as of budget adoption?

No

If Yes or n/a, complete number of FTEs, then skip to section S8B.

If No, continue with section S8A.

Certificated (Non-management) Salary and Benefit Negotiations

	Prior Year (2nd Interim) (2022-23)	Current Year (2023-24)	1st Subsequent Year (2024-25)	2nd Subsequent Year (2025-26)
Number of certificated (non-management) full-time-equivalent (FTE) positions	29.0	28.5	32.0	

Data must be entered for all years.

1a. Have any salary and benefit negotiations been settled since budget adoption?

No

If Yes, and the corresponding public disclosure documents have been filed with the COE, complete question 2.

If Yes, and the corresponding public disclosure documents have not been filed with the COE, complete questions 2-4.

If No, complete questions 5 and 6.

1b. Are any salary and benefit negotiations still unsettled?

Yes

If Yes, complete questions 5 and 6.

Negotiations Settled Since Budget Adoption

2. Per Government Code Section 3547.5(a), date of public disclosure board meeting:

[]

3. Period covered by the agreement:

Begin Date: []

End Date: []

4. Salary settlement:

	Current Year (2023-24)	1st Subsequent Year (2024-25)	2nd Subsequent Year (2025-26)
--	---------------------------	----------------------------------	----------------------------------

Is the cost of salary settlement included in the interim and multiyear projections (MYPs)?

--	--	--

One Year Agreement

Total cost of salary settlement

--	--	--

% change in salary schedule from prior year

--	--	--

or

Multiyear Agreement

Total cost of salary settlement

--	--	--

% change in salary schedule from prior year
(may enter text, such as "Reopener")

--	--	--

Identify the source of funding that will be used to support multiyear salary commitments:

[]

Negotiations Not Settled

5. Cost of a one percent increase in salary and statutory benefits

31,404

Current Year 1st Subsequent Year 2nd Subsequent Year

	(2023-24)	(2024-25)	(2025-26)
6. Amount included for any tentative salary schedule increases	0	0	0

Certificated (Non-management) Health and Welfare (H&W) Benefits

	Current Year (2023-24)	1st Subsequent Year (2024-25)	2nd Subsequent Year (2025-26)
1. Are costs of H&W benefit changes included in the interim and MYPs?	Yes	Yes	Yes
2. Total cost of H&W benefits	772,022		
3. Percent of H&W cost paid by employer	100.0%		
4. Percent projected change in H&W cost over prior year			

Certificated (Non-management) Prior Year Settlements Negotiated Since Budget Adoption

Are any new costs negotiated since budget adoption for prior year settlements included in the interim?

No		
----	--	--

If Yes, amount of new costs included in the interim and MYPs

If Yes, explain the nature of the new costs:

Certificated (Non-management) Step and Column Adjustments

	Current Year (2023-24)	1st Subsequent Year (2024-25)	2nd Subsequent Year (2025-26)
1. Are step & column adjustments included in the interim and MYPs?	Yes	Yes	Yes
2. Cost of step & column adjustments		58,027	62,573
3. Percent change in step & column over prior year		1.5%	1.5%

Certificated (Non-management) Attrition (layoffs and retirements)

	Current Year (2023-24)	1st Subsequent Year (2024-25)	2nd Subsequent Year (2025-26)
1. Are savings from attrition included in the interim and MYPs?	No	No	No
2. Are additional H&W benefits for those laid-off or retired employees included in the interim and MYPs?	No	No	No

Certificated (Non-management) - Other

List other significant contract changes that have occurred since budget adoption and the cost impact of each change (i.e., class size, hours of employment, leave of absence, bonuses, etc.):

S8B. Cost Analysis of JPA's Labor Agreements - Classified (Non-management) Employees

DATA ENTRY: Click the appropriate Yes or No button for "Status of Classified Labor Agreements as of the Previous Reporting Period." There are no extractions in this section.

Status of Classified Labor Agreements as of the Previous Reporting Period

Were all classified labor negotiations settled as of budget adoption?

If Yes or n/a, complete number of FTEs, then skip to section S8C.

If No, continue with section S8B.

No

Classified (Non-management) Salary and Benefit Negotiations

	Prior Year (2nd Interim) (2022-23)	Current Year (2023-24)	1st Subsequent Year (2024-25)	2nd Subsequent Year (2025-26)
Number of classified (non-management) FTE positions	26.1	27.0	27.0	27.0

1a. Have any salary and benefit negotiations been settled since budget adoption?

No

If Yes, and the corresponding public disclosure documents have been filed with the COE, complete question 2.

If Yes, and the corresponding public disclosure documents have not been filed with the COE, complete questions 2-4.

If No, complete questions 5 and 6.

1b. Are any salary and benefit negotiations still unsettled?

Yes

If Yes, complete questions 5 and 6.

Negotiations Settled Since Budget Adoption

2. Per Government Code Section 3547.5(a), date of public disclosure board meeting:

3. Period covered by the agreement:

Begin Date:

End Date:

4. Salary settlement:

	Current Year (2023-24)	1st Subsequent Year (2024-25)	2nd Subsequent Year (2025-26)
Is the cost of salary settlement included in the interim and multiyear projections (MYPs)?			

Is the cost of salary settlement included in the interim and multiyear projections (MYPs)?

One Year Agreement

Total cost of salary settlement

--	--	--

% change in salary schedule from prior year

--	--	--

or

Multiyear Agreement

Total cost of salary settlement

--	--	--

% change in salary schedule from prior year
(may enter text, such as "Reopener")

--	--	--

Identify the source of funding that will be used to support multiyear salary commitments:

Negotiations Not Settled

5. Cost of a one percent increase in salary and statutory benefits

26,149

6. Amount included for any tentative salary schedule increases

	Current Year (2023-24)	1st Subsequent Year (2024-25)	2nd Subsequent Year (2025-26)
	0	0	0

Classified (Non-management) Health and Welfare (H&W) Benefits

1. Are costs of H&W benefit changes included in the interim and MYPs?

	Current Year (2023-24)	1st Subsequent Year (2024-25)	2nd Subsequent Year (2025-26)
	Yes	Yes	Yes

2. Total cost of H&W benefits

	719,656		
--	---------	--	--

3. Percent of H&W cost paid by employer

	100.0%		
--	--------	--	--

4. Percent projected change in H&W cost over prior year

--	--	--	--

Classified (Non-management) Prior Year Settlements Negotiated Since Budget Adoption

Are any new costs negotiated since budget adoption for prior year settlements included in the interim?

No		
----	--	--

If Yes, amount of new costs included in the interim and MYPs

If Yes, explain the nature of the new costs:

Classified (Non-management) Step and Column Adjustments

1. Are step & column adjustments included in the interim and MYPs?
2. Cost of step & column adjustments
3. Percent change in step & column over prior year

Current Year (2023-24)	1st Subsequent Year (2024-25)	2nd Subsequent Year (2025-26)
Yes	Yes	Yes
	48,612	47,160
	1.5%	1.5%

Classified (Non-management) Attrition (layoffs and retirements)

1. Are savings from attrition included in the interim and MYPs?
2. Are additional H&W benefits for those laid-off or retired employees included in the interim and MYPs?

Current Year (2023-24)	1st Subsequent Year (2024-25)	2nd Subsequent Year (2025-26)
No	No	No
No	No	No

Classified (Non-management) - Other

List other significant contract changes that have occurred since budget adoption and the cost impact of each (i.e., hours of employment, leave of absence, bonuses, etc.):

S8C. Cost Analysis of JPA's Labor Agreements - Management/Supervisor/Confidential Employees

DATA ENTRY: Click the appropriate Yes or No button for "Status of Management/Supervisor/Confidential Labor Agreements as of the Previous Reporting Period." There are no extractions in this section.

Status of Management/Supervisor/Confidential Labor Agreements as of the Previous Reporting Period

Were all managerial/confidential labor negotiations settled as of budget adoption?

No

If Yes or n/a, complete number of FTEs, then skip to S9.
If No, continue with section S8C.

Management/Supervisor/Confidential Salary and Benefit Negotiations

	Prior Year (2nd Interim) (2022-23)	Current Year (2023-24)	1st Subsequent Year (2024-25)	2nd Subsequent Year (2025-26)
Number of management, supervisor, and confidential FTE positions	16.4	16.2	16.2	16.2

1a. Have any salary and benefit negotiations been settled since budget adoption?

No

If Yes, complete question 2.
If No, complete questions 3 and 4.

1b. Are any salary and benefit negotiations still unsettled?

Yes

If Yes, complete questions 3 and 4.

Negotiations Settled Since Budget Adoption

2. Salary settlement:

Is the cost of salary settlement included in the interim and multi year projections (MYPs)?

Current Year (2023-24)	1st Subsequent Year (2024-25)	2nd Subsequent Year (2025-26)

Total cost of salary settlement
Change in salary schedule from prior year
(may enter text, such as "Reopener")

Negotiations Not Settled

3. Cost of a one percent increase in salary and statutory benefits

26,137

4. Amount included for any tentative salary schedule increases

Current Year (2023-24)	1st Subsequent Year (2024-25)	2nd Subsequent Year (2025-26)
0	0	0

Management/Supervisor/Confidential

Health and Welfare (H&W) Benefits

- Are costs of H&W benefit changes included in the interim and MYPs?
- Total cost of H&W benefits
- Percent of H&W cost paid by employer
- Percent projected change in H&W cost over prior year

Current Year (2023-24)	1st Subsequent Year (2024-25)	2nd Subsequent Year (2025-26)
Yes	Yes	Yes
405,991		
100.0%		

Management/Supervisor/Confidential

Step and Column Adjustments

- Are step & column adjustments included in the interim and MYPs?
- Cost of step & column adjustments
- Percent change in step & column over prior year

Current Year (2023-24)	1st Subsequent Year (2024-25)	2nd Subsequent Year (2025-26)
Yes	Yes	Yes
1.5%	1.5%	1.5%

Management/Supervisor/Confidential

Other Benefits (mileage, bonuses, etc.)

- Are costs of other benefits included in the interim and MYPs?
- Total cost of other benefits

Current Year (2023-24)	1st Subsequent Year (2024-25)	2nd Subsequent Year (2025-26)
Yes	Yes	Yes

3. Percent change in cost of other benefits over prior year			
---	--	--	--

S9. Status of Other Funds

Analyze the status of other funds that may have negative fund balances at the end of the current fiscal year. If any other fund has a projected negative fund balance, prepare an interim report and multiyear projection for that fund. Explain plans for how and when the negative fund balance will be addressed.

S9A. Identification of Other Funds with Negative Ending Fund Balances

DATA ENTRY: Click the appropriate button in Item 1. If Yes, enter data in Item 2 and provide the reports referenced in Item 1.

1. Are any funds other than the general fund projected to have a negative fund balance at the end of the current fiscal year?

No

If Yes, prepare and submit to the reviewing agency a report of revenues, expenditures, and changes in fund balance (e.g., an interim fund report) and a multiyear projection report for each fund.

2. If Yes, identify each fund, by name and number, that is projected to have a negative ending fund balance for the current fiscal year. Provide reasons for the negative balance(s) and explain the plan for how and when the problem(s) will be corrected.

ADDITIONAL FISCAL INDICATORS

The following fiscal indicators are designed to provide additional data for reviewing agencies. A "Yes" answer to any single indicator does not necessarily suggest a cause for concern, but may alert the reviewing agency to the need for additional review. DATA ENTRY: Click the appropriate Yes or No button for items A2 through A9 except items A3 and A4, which are not applicable for JPAs; Item A1 is automatically completed based on data from Criterion 9.

- A1. Do cash flow projections show that the JPA will end the current fiscal year with a negative cash balance in the general fund? (Data from Criterion 9B-1, Cash Balance, are used to determine Yes or No)

- A2. Is the system of personnel position control independent from the payroll system?

- A3. Is enrollment decreasing in both the prior and current fiscal years?

- A4. Are new charter schools operating in JPA boundaries that impact the JPA's enrollment, either in the prior or current fiscal year?

- A5. Has the JPA entered into a bargaining agreement where any of the current or subsequent fiscal years of the agreement would result in salary increases that are expected to exceed the projected state funded cost-of-living adjustment?

- A6. Does the JPA provide uncapped (100% employer paid) health benefits for current or retired employees?

- A7. Is the JPA's financial system independent of the county office system?

- A8. Does the JPA have any reports that indicate fiscal distress pursuant to Education Code Section 42127.6(a)? (If Yes, provide copies to the county office of education.)

- A9. Have there been personnel changes in the JPA director or financial official positions within the last 12 months?

When providing comments for additional fiscal indicators, please include the item number applicable to each comment.

Comments:
(optional)

End of Joint Powers Agency First Interim Criteria and Standards Review

First Interim
Actuals to Date 2023-24
Technical Review Checks
Phase - All
Display - All Technical Checks

Metropolitan Education

Santa Clara County

Following is a chart of the various types of technical review checks and related requirements:

- F - Fatal (Data must be corrected; an explanation is not allowed)
- Warning/Warning with Calculation (If data are not correct, correct the data; if data are correct an explanation is required)
- O - Informational (If data are not correct, correct the data; if data are correct an explanation is optional, but encouraged)

IMPORT CHECKS

CHECKFUNCTION - (Fatal) - All FUNCTION codes must be valid.	<u>Passed</u>
CHECKFUND - (Fatal) - All FUND codes must be valid.	<u>Passed</u>
CHECKGOAL - (Fatal) - All GOAL codes must be valid.	<u>Passed</u>
CHECKOBJECT - (Fatal) - All OBJECT codes must be valid.	<u>Passed</u>
CHECKRESOURCE - (Warning) - All RESOURCE codes must be valid.	<u>Passed</u>
CHK-FDXRS7690xOB8590 - (Fatal) - Funds 19, 57, 63, 66, 67, and 73 with Object 8590, All Other State Revenue, must be used in combination with Resource 7690, STRS-On Behalf Pension Contributions.	<u>Passed</u>
CHK-FUNCTIONxOBJECT - (Fatal) - All FUNCTION and OBJECT account code combinations must be valid.	<u>Passed</u>
CHK-FUNDxFUNCTION-A - (Warning) - All FUND (funds 01 through 12, 19, 57, 62, and 73) and FUNCTION account code combinations should be valid.	<u>Passed</u>
CHK-FUNDxFUNCTION-B - (Fatal) - All FUND (all funds except for 01 through 12, 19, 57, 62, and 73) and FUNCTION account code combinations must be valid.	<u>Passed</u>
CHK-FUNDxGOAL - (Warning) - All FUND and GOAL account code combinations should be valid.	<u>Passed</u>
CHK-FUNDxOBJECT - (Fatal) - All FUND and OBJECT account code combinations must be valid.	<u>Passed</u>
CHK-FUNDxRESOURCE - (Warning) - All FUND and RESOURCE account code combinations should be valid.	<u>Passed</u>
CHK-GOALxFUNCTION-A - (Fatal) - Goal and Function account code combinations (all goals with expenditure objects 1000-7999 in functions 1000-1999 and 4000-5999) must be valid. NOTE: Functions not included in the GOALxFUNCTION table (0000, 2000-3999, 6000-6999, 7100-7199, 7210, 8000-8999) are not checked and will pass the TRC.	<u>Passed</u>
CHK-GOALxFUNCTION-B - (Fatal) - General administration costs (functions 7200-7999, except 7210) must be direct-charged to an Undistributed, Nonagency, or County Services to Districts goal (Goal 0000, 7100-7199, or 8600-8699).	<u>Passed</u>

CHK-RES6500XOBJ8091 - (Fatal) - There is no activity in Resource 6500 (Special Education) with Object 8091 (LCFF Transfers-Current Year) or 8099 (LCFF/Revenue Limit Transfers-Prior Years). **Passed**

CHK-RESOURCExOBJECTA - (Warning) - All RESOURCE and OBJECT (objects 8000 through 9999, except for 9791, 9793, and 9795) account code combinations should be valid. **Passed**

CHK-RESOURCExOBJECTB - (Informational) - All RESOURCE and OBJECT(objects 9791, 9793, and 9795) account code combinations should be valid. **Passed**

CHK-RS-LOCAL-DEFINED - (Fatal) - All locally defined resource codes must roll up to a CDE defined resource code. **Passed**

SPECIAL-ED-GOAL - (Fatal) - Special Education revenue and expenditure transactions (resources 3300-3405, and 6500-6540, objects 1000-8999) must be coded to a Special Education 5000 goal or to Goal 7110, Nonagency-Educational. This technical review check excludes Early Intervening Services resources 3307, 3309, 3312, 3318, and 3332. **Passed**

GENERAL LEDGER CHECKS

CONTRIB-RESTR-REV - (Warning) - Contributions from Restricted Revenues (Object 8990) must net to zero by fund. **Passed**

CONTRIB-UNREST-REV - (Warning) - Contributions from Unrestricted Revenues (Object 8980) must net to zero by fund. **Passed**

INTERFD-DIR-COST - (Warning) - Transfers of Direct Costs - Interfund (Object 5750) must net to zero for all funds. **Passed**

INTERFD-IN-OUT - (Warning) - Interfund Transfers In (objects 8910-8929) must equal Interfund Transfers Out (objects 7610-7629). **Passed**

INTERFD-INDIRECT - (Warning) - Transfers of Indirect Costs - Interfund (Object 7350) must net to zero for all funds. **Passed**

INTERFD-INDIRECT-FN - (Warning) - Transfers of Indirect Costs - Interfund (Object 7350) must net to zero by function. **Passed**

INTRA-FD-DIR-COST - (Warning) - Transfers of Direct Costs (Object 5710) must net to zero by fund. **Passed**

INTRA-FD-INDIRECT - (Warning) - Transfers of Indirect Costs (Object 7310) must net to zero by fund. **Passed**

INTRA-FD-INDIRECT-FN - (Warning) - Transfers of Indirect Costs (Object 7310) must net to zero by function. **Passed**

LOTTERY-CONTRIB - (Warning) - There should be no contributions (objects 8980-8999) to the lottery (resources 1100 and 6300) or from the Lottery: Instructional Materials (Resource 6300). **Passed**

EXPORT VALIDATION CHECKS

CHK-DEPENDENCY - (Fatal) - If data has changed that affect other forms, the affected forms must be opened and saved. **Passed**

CHK-EXTRACTED-DATA-SOURCE - (Warning) - All forms that extract data from a prior reporting period use the same source extraction submission **Passed**

SACS Web System - SACS V7
43-40360-0000000 - Metropolitan Education - First Interim - Actuals to Date 2023-24
12/5/2023 5:05:41 PM

VERSION-CHECK - (Warning) - All versions are current.

Passed

First Interim
Board Approved Operating Budget 2023-24
Technical Review Checks
Phase - All
Display - All Technical Checks

Metropolitan Education

Santa Clara County

Following is a chart of the various types of technical review checks and related requirements:

- F - Fatal (Data must be corrected; an explanation is not allowed)
- W/WC - Warning/Warning with Calculation (If data are not correct, correct the data; if data are correct an explanation is required)
- O - Informational (If data are not correct, correct the data; if data are correct an explanation is optional, but encouraged)

IMPORT CHECKS

CHECKFUNCTION - (Fatal) - All FUNCTION codes must be valid.	<u>Passed</u>
CHECKFUND - (Fatal) - All FUND codes must be valid.	<u>Passed</u>
CHECKGOAL - (Fatal) - All GOAL codes must be valid.	<u>Passed</u>
CHECKOBJECT - (Fatal) - All OBJECT codes must be valid.	<u>Passed</u>
CHECKRESOURCE - (Warning) - All RESOURCE codes must be valid.	<u>Passed</u>
CHK-FDXRS7690xOB8590 - (Fatal) - Funds 19, 57, 63, 66, 67, and 73 with Object 8590, All Other State Revenue, must be used in combination with Resource 7690, STRS-On Behalf Pension Contributions.	<u>Passed</u>
CHK-FUNCTIONxOBJECT - (Fatal) - All FUNCTION and OBJECT account code combinations must be valid.	<u>Passed</u>
CHK-FUNDxFUNCTION-A - (Warning) - All FUND (funds 01 through 12, 19, 57, 62, and 73) and FUNCTION account code combinations should be valid.	<u>Passed</u>
CHK-FUNDxFUNCTION-B - (Fatal) - All FUND (all funds except for 01 through 12, 19, 57, 62, and 73) and FUNCTION account code combinations must be valid.	<u>Passed</u>
CHK-FUNDxGOAL - (Warning) - All FUND and GOAL account code combinations should be valid.	<u>Passed</u>
CHK-FUNDxOBJECT - (Fatal) - All FUND and OBJECT account code combinations must be valid.	<u>Passed</u>
CHK-FUNDxRESOURCE - (Warning) - All FUND and RESOURCE account code combinations should be valid.	<u>Passed</u>
CHK-GOALxFUNCTION-A - (Fatal) - Goal and Function account code combinations (all goals with expenditure objects 1000-7999 in functions 1000-1999 and 4000-5999) must be valid. NOTE: Functions not included in the GOALxFUNCTION table (0000, 2000-3999, 6000-6999, 7100-7199, 7210, 8000-8999) are not checked and will pass the TRC.	<u>Passed</u>
CHK-GOALxFUNCTION-B - (Fatal) - General administration costs (functions 7200-7999, except 7210) must be direct-charged to an Undistributed, Nonagency, or County Services to Districts goal (Goal 0000, 7100-7199, or 8600-8699).	<u>Passed</u>

CHK-RES6500XOBJ8091 - (Fatal) - There is no activity in Resource 6500 (Special Education) with Object 8091 (LCFF Transfers-Current Year) or 8099 (LCFF/Revenue Limit Transfers-Prior Years). **Passed**

CHK-RESOURCExOBJECTA - (Warning) - All RESOURCE and OBJECT (objects 8000 through 9999, except for 9791, 9793, and 9795) account code combinations should be valid. **Passed**

CHK-RESOURCExOBJECTB - (Informational) - All RESOURCE and OBJECT(objects 9791, 9793, and 9795) account code combinations should be valid. **Passed**

CHK-RS-LOCAL-DEFINED - (Fatal) - All locally defined resource codes must roll up to a CDE defined resource code. **Passed**

SPECIAL-ED-GOAL - (Fatal) - Special Education revenue and expenditure transactions (resources 3300-3405, and 6500-6540, objects 1000-8999) must be coded to a Special Education 5000 goal or to Goal 7110, Nonagency-Educational. This technical review check excludes Early Intervening Services resources 3307, 3309, 3312, 3318, and 3332. **Passed**

GENERAL LEDGER CHECKS

CEFB-POSITIVE - (Warning) - Components of Ending Fund Balance/Net Position (objects 9700-9789, 9796, and 9797) must be positive individually by resource, by fund. **Passed**

CONTRIB-RESTR-REV - (Warning) - Contributions from Restricted Revenues (Object 8990) must net to zero by fund. **Passed**

CONTRIB-UNREST-REV - (Warning) - Contributions from Unrestricted Revenues (Object 8980) must net to zero by fund. **Passed**

EFB-POSITIVE - (Warning) - All ending fund balances (Object 979Z) should be positive by resource, by fund. **Passed**

EXCESS-ASSIGN-REU - (Warning) - Amounts reported in Other Assignments (Object 9780) and/or Reserve for Economic Uncertainties (REU) (Object 9789) should not create a negative amount in Unassigned/Unappropriated (Object 9790) by fund and resource (for all funds except funds 61 through 95). **Passed**

EXP-POSITIVE - (Warning) - Expenditure amounts (objects 1000-7999) should be positive by function, resource, and fund. **Passed**

INTERFD-DIR-COST - (Warning) - Transfers of Direct Costs - Interfund (Object 5750) must net to zero for all funds. **Passed**

INTERFD-IN-OUT - (Warning) - Interfund Transfers In (objects 8910-8929) must equal Interfund Transfers Out (objects 7610-7629). **Passed**

INTERFD-INDIRECT - (Warning) - Transfers of Indirect Costs - Interfund (Object 7350) must net to zero for all funds. **Passed**

INTERFD-INDIRECT-FN - (Warning) - Transfers of Indirect Costs - Interfund (Object 7350) must net to zero by function. **Passed**

INTRA-FD-DIR-COST - (Warning) - Transfers of Direct Costs (Object 5710) must net to zero by fund. **Passed**

INTRA-FD-INDIRECT - (Warning) - Transfers of Indirect Costs (Object 7310) must net to zero by fund. **Passed**

INTRAFD-INDIRECT-FN - (Warning) - Transfers of Indirect Costs (Object 7310) must net to zero by function. **Passed**

LOTTERY-CONTRIB - (Warning) - There should be no contributions (objects 8980-8999) to the lottery (resources 1100 and 6300) or from the Lottery: Instructional Materials (Resource 6300). **Passed**

OBJ-POSITIVE - (Warning) - All applicable objects should have a positive balance by resource, by fund. **Passed**

PASS-THRU-REV=EXP - (Warning) - Pass-through revenues from all sources (objects 8287, 8587, and 8697) should equal transfers of pass-through revenues to other agencies (objects 7211 through 7213, plus 7299 for Resource 3327), by fund and resource. **Passed**

REV-POSITIVE - (Warning) - Revenue amounts exclusive of contributions (objects 8000-8979) should be positive by resource, by fund. **Passed**

RS-NET-POSITION-ZERO - (Fatal) - Restricted Net Position (Object 9797), in unrestricted resources, must be zero, by resource, in funds 61 through 95. **Passed**

SE-PASS-THRU-REVENUE - (Warning) - Transfers of special education pass-through revenues are not reported in the general fund for the Administrative Unit of a Special Education Local Plan Area. **Passed**

UNASSIGNED-NEGATIVE - (Fatal) - Unassigned/Unappropriated balance (Object 9790) must be zero or negative, by resource, in all funds except the general fund and funds 61 through 95. **Passed**

UNR-NET-POSITION-NEG - (Fatal) - Unrestricted Net Position (Object 9790), in restricted resources, must be zero or negative, by resource, in funds 61 through 95. **Passed**

EXPORT VALIDATION CHECKS

CHK-DEPENDENCY - (Fatal) - If data has changed that affect other forms, the affected forms must be opened and saved. **Passed**

CHK-EXTRACTED-DATA-SOURCE - (Warning) - All forms that extract data from a prior reporting period use the same source extraction submission **Passed**

VERSION-CHECK - (Warning) - All versions are current. **Passed**

First Interim
Original Budget 2023-24
Technical Review Checks
Phase - All
Display - All Technical Checks

Metropolitan Education

Santa Clara County

Following is a chart of the various types of technical review checks and related requirements:

- F - Fatal (Data must be corrected; an explanation is not allowed)
- W/WC - Warning/Warning with Calculation (If data are not correct, correct the data; if data are correct an explanation is required)
- O - Informational (If data are not correct, correct the data; if data are correct an explanation is optional, but encouraged)

IMPORT CHECKS

CHECKFUNCTION - (Fatal) - All FUNCTION codes must be valid.	<u>Passed</u>
CHECKFUND - (Fatal) - All FUND codes must be valid.	<u>Passed</u>
CHECKGOAL - (Fatal) - All GOAL codes must be valid.	<u>Passed</u>
CHECKOBJECT - (Fatal) - All OBJECT codes must be valid.	<u>Passed</u>
CHECKRESOURCE - (Warning) - All RESOURCE codes must be valid.	<u>Passed</u>
CHK-FDXRS7690xOB8590 - (Fatal) - Funds 19, 57, 63, 66, 67, and 73 with Object 8590, All Other State Revenue, must be used in combination with Resource 7690, STRS-On Behalf Pension Contributions.	<u>Passed</u>
CHK-FUNCTIONxOBJECT - (Fatal) - All FUNCTION and OBJECT account code combinations must be valid.	<u>Passed</u>
CHK-FUNDxFUNCTION-A - (Warning) - All FUND (funds 01 through 12, 19, 57, 62, and 73) and FUNCTION account code combinations should be valid.	<u>Passed</u>
CHK-FUNDxFUNCTION-B - (Fatal) - All FUND (all funds except for 01 through 12, 19, 57, 62, and 73) and FUNCTION account code combinations must be valid.	<u>Passed</u>
CHK-FUNDxGOAL - (Warning) - All FUND and GOAL account code combinations should be valid.	<u>Passed</u>
CHK-FUNDxOBJECT - (Fatal) - All FUND and OBJECT account code combinations must be valid.	<u>Passed</u>
CHK-FUNDxRESOURCE - (Warning) - All FUND and RESOURCE account code combinations should be valid.	<u>Passed</u>
CHK-GOALxFUNCTION-A - (Fatal) - Goal and Function account code combinations (all goals with expenditure objects 1000-7999 in functions 1000-1999 and 4000-5999) must be valid. NOTE: Functions not included in the GOALxFUNCTION table (0000, 2000-3999, 6000-6999, 7100-7199, 7210, 8000-8999) are not checked and will pass the TRC.	<u>Passed</u>
CHK-GOALxFUNCTION-B - (Fatal) - General administration costs (functions 7200-7999, except 7210) must be direct-charged to an Undistributed, Nonagency, or County Services to Districts goal (Goal 0000, 7100-7199, or 8600-8699).	<u>Passed</u>

CHK-RES6500XOBJ8091 - (Fatal) - There is no activity in Resource 6500 (Special Education) with Object 8091 (LCFF Transfers-Current Year) or 8099 (LCFF/Revenue Limit Transfers-Prior Years). **Passed**

CHK-RESOURCExOBJECTA - (Warning) - All RESOURCE and OBJECT (objects 8000 through 9999, except for 9791, 9793, and 9795) account code combinations should be valid. **Passed**

CHK-RESOURCExOBJECTB - (Informational) - All RESOURCE and OBJECT(objects 9791, 9793, and 9795) account code combinations should be valid. **Passed**

CHK-RS-LOCAL-DEFINED - (Fatal) - All locally defined resource codes must roll up to a CDE defined resource code. **Passed**

SPECIAL-ED-GOAL - (Fatal) - Special Education revenue and expenditure transactions (resources 3300-3405, and 6500-6540, objects 1000-8999) must be coded to a Special Education 5000 goal or to Goal 7110, Nonagency-Educational. This technical review check excludes Early Intervening Services resources 3307, 3309, 3312, 3318, and 3332. **Passed**

GENERAL LEDGER CHECKS

CEFB-POSITIVE - (Fatal) - Components of Ending Fund Balance/Net Position (objects 9700-9789, 9796, and 9797) must be positive individually by resource, by fund. **Passed**

CONTRIB-RESTR-REV - (Fatal) - Contributions from Restricted Revenues (Object 8990) must net to zero by fund. **Passed**

CONTRIB-UNREST-REV - (Fatal) - Contributions from Unrestricted Revenues (Object 8980) must net to zero by fund. **Passed**

EFB-POSITIVE - (Warning) - All ending fund balances (Object 979Z) should be positive by resource, by fund. **Passed**

EXCESS-ASSIGN-REU - (Fatal) - Amounts reported in Other Assignments (Object 9780) and/or Reserve for Economic Uncertainties (REU) (Object 9789) should not create a negative amount in Unassigned/Unappropriated (Object 9790) by fund and resource (for all funds except funds 61 through 95). **Passed**

EXP-POSITIVE - (Warning) - Expenditure amounts (objects 1000-7999) should be positive by function, resource, and fund. **Passed**

INTERFD-DIR-COST - (Warning) - Transfers of Direct Costs - Interfund (Object 5750) must net to zero for all funds. **Passed**

INTERFD-IN-OUT - (Warning) - Interfund Transfers In (objects 8910-8929) must equal Interfund Transfers Out (objects 7610-7629). **Passed**

INTERFD-INDIRECT - (Warning) - Transfers of Indirect Costs - Interfund (Object 7350) must net to zero for all funds. **Passed**

INTERFD-INDIRECT-FN - (Warning) - Transfers of Indirect Costs - Interfund (Object 7350) must net to zero by function. **Passed**

INTRAFFD-DIR-COST - (Fatal) - Transfers of Direct Costs (Object 5710) must net to zero by fund. **Passed**

INTRAFFD-INDIRECT - (Fatal) - Transfers of Indirect Costs (Object 7310) must net to zero by fund. **Passed**

INTRAFFD-INDIRECT-FN - (Fatal) - Transfers of Indirect Costs (Object 7310) must net to zero by function. **Passed**

LOTTERY-CONTRIB - (Fatal) - There should be no contributions (objects 8980-8999) to the lottery (resources 1100 and 6300) or from the Lottery: Instructional Materials (Resource 6300). **Passed**

OBJ-POSITIVE - (Warning) - All applicable objects should have a positive balance by resource, by fund. **Passed**

PASS-THRU-REV=EXP - (Warning) - Pass-through revenues from all sources (objects 8287, 8587, and 8697) should equal transfers of pass-through revenues to other agencies (objects 7211 through 7213, plus 7299 for Resource 3327), by fund and resource. **Passed**

REV-POSITIVE - (Warning) - Revenue amounts exclusive of contributions (objects 8000-8979) should be positive by resource, by fund. **Passed**

RS-NET-POSITION-ZERO - (Fatal) - Restricted Net Position (Object 9797), in unrestricted resources, must be zero, by resource, in funds 61 through 95. **Passed**

SE-PASS-THRU-REVENUE - (Warning) - Transfers of special education pass-through revenues are not reported in the general fund for the Administrative Unit of a Special Education Local Plan Area. **Passed**

UNASSIGNED-NEGATIVE - (Fatal) - Unassigned/Unappropriated balance (Object 9790) must be zero or negative, by resource, in all funds except the general fund and funds 61 through 95. **Passed**

UNR-NET-POSITION-NEG - (Fatal) - Unrestricted Net Position (Object 9790), in restricted resources, must be zero or negative, by resource, in funds 61 through 95. **Passed**

EXPORT VALIDATION CHECKS

CHK-DEPENDENCY - (Fatal) - If data has changed that affect other forms, the affected forms must be opened and saved. **Passed**

CHK-EXTRACTED-DATA-SOURCE - (Warning) - All forms that extract data from a prior reporting period use the same source extraction submission **Passed**

VERSION-CHECK - (Warning) - All versions are current. **Passed**

First Interim
Projected Totals 2023-24
Technical Review Checks
Phase - All
Display - All Technical Checks

Metropolitan Education

Santa Clara County

Following is a chart of the various types of technical review checks and related requirements:

- F - Fatal (Data must be corrected; an explanation is not allowed)
- W/WC - Warning/Warning with Calculation (If data are not correct, correct the data; if data are correct an explanation is required)
- O - Informational (If data are not correct, correct the data; if data are correct an explanation is optional, but encouraged)

IMPORT CHECKS

CHECKFUNCTION - (Fatal) - All FUNCTION codes must be valid.	<u>Passed</u>
CHECKFUND - (Fatal) - All FUND codes must be valid.	<u>Passed</u>
CHECKGOAL - (Fatal) - All GOAL codes must be valid.	<u>Passed</u>
CHECKOBJECT - (Fatal) - All OBJECT codes must be valid.	<u>Passed</u>
CHECKRESOURCE - (Warning) - All RESOURCE codes must be valid.	<u>Passed</u>
CHK-FDXRS7690xOB8590 - (Fatal) - Funds 19, 57, 63, 66, 67, and 73 with Object 8590, All Other State Revenue, must be used in combination with Resource 7690, STRS-On Behalf Pension Contributions.	<u>Passed</u>
CHK-FUNCTIONxOBJECT - (Fatal) - All FUNCTION and OBJECT account code combinations must be valid.	<u>Passed</u>
CHK-FUNDxFUNCTION-A - (Warning) - All FUND (funds 01 through 12, 19, 57, 62, and 73) and FUNCTION account code combinations should be valid.	<u>Passed</u>
CHK-FUNDxFUNCTION-B - (Fatal) - All FUND (all funds except for 01 through 12, 19, 57, 62, and 73) and FUNCTION account code combinations must be valid.	<u>Passed</u>
CHK-FUNDxGOAL - (Warning) - All FUND and GOAL account code combinations should be valid.	<u>Passed</u>
CHK-FUNDxOBJECT - (Fatal) - All FUND and OBJECT account code combinations must be valid.	<u>Passed</u>
CHK-FUNDxRESOURCE - (Warning) - All FUND and RESOURCE account code combinations should be valid.	<u>Passed</u>
CHK-GOALxFUNCTION-A - (Fatal) - Goal and Function account code combinations (all goals with expenditure objects 1000-7999 in functions 1000-1999 and 4000-5999) must be valid. NOTE: Functions not included in the GOALxFUNCTION table (0000, 2000-3999, 6000-6999, 7100-7199, 7210, 8000-8999) are not checked and will pass the TRC.	<u>Passed</u>
CHK-GOALxFUNCTION-B - (Fatal) - General administration costs (functions 7200-7999, except 7210) must be direct-charged to an Undistributed, Nonagency, or County Services to Districts goal (Goal 0000, 7100-7199, or 8600-8699).	<u>Passed</u>

CHK-RES6500XOBJ8091 - (Fatal) - There is no activity in Resource 6500 (Special Education) with Object 8091 (LCFF Transfers-Current Year) or 8099 (LCFF/Revenue Limit Transfers-Prior Years). **Passed**

CHK-RESOURCExOBJECTA - (Warning) - All RESOURCE and OBJECT (objects 8000 through 9999, except for 9791, 9793, and 9795) account code combinations should be valid. **Passed**

CHK-RESOURCExOBJECTB - (Informational) - All RESOURCE and OBJECT(objects 9791, 9793, and 9795) account code combinations should be valid. **Passed**

CHK-RS-LOCAL-DEFINED - (Fatal) - All locally defined resource codes must roll up to a CDE defined resource code. **Passed**

SPECIAL-ED-GOAL - (Fatal) - Special Education revenue and expenditure transactions (resources 3300-3405, and 6500-6540, objects 1000-8999) must be coded to a Special Education 5000 goal or to Goal 7110, Nonagency-Educational. This technical review check excludes Early Intervening Services .resources 3307, 3309, 3312, 3318, and 3332. **Passed**

GENERAL LEDGER CHECKS

CEFB-POSITIVE - (Fatal) - Components of Ending Fund Balance/Net Position (objects 9700-9789, 9796, and 9797) must be positive individually by resource, by fund. **Passed**

CONTRIB-RESTR-REV - (Fatal) - Contributions from Restricted Revenues (Object 8990) must net to zero by fund. **Passed**

CONTRIB-UNREST-REV - (Fatal) - Contributions from Unrestricted Revenues (Object 8980) must net to zero by fund. **Passed**

EFB-POSITIVE - (Warning) - All ending fund balances (Object 979Z) should be positive by resource, by fund. **Passed**

EXCESS-ASSIGN-REU - (Fatal) - Amounts reported in Other Assignments (Object 9780) and/or Reserve for Economic Uncertainties (REU) (Object 9789) should not create a negative amount in Unassigned/Unappropriated (Object 9790) by fund and resource (for all funds except funds 61 through 95). **Passed**

EXP-POSITIVE - (Warning) - Expenditure amounts (objects 1000-7999) should be positive by function, resource, and fund. **Passed**

INTERFD-DIR-COST - (Warning) - Transfers of Direct Costs - Interfund (Object 5750) must net to zero for all funds. **Passed**

INTERFD-IN-OUT - (Warning) - Interfund Transfers In (objects 8910-8929) must equal Interfund Transfers Out (objects 7610-7629). **Passed**

INTERFD-INDIRECT - (Warning) - Transfers of Indirect Costs - Interfund (Object 7350) must net to zero for all funds. **Passed**

INTERFD-INDIRECT-FN - (Warning) - Transfers of Indirect Costs - Interfund (Object 7350) must net to zero by function. **Passed**

INTRA-FD-DIR-COST - (Fatal) - Transfers of Direct Costs (Object 5710) must net to zero by fund. **Passed**

INTRA-FD-INDIRECT - (Fatal) - Transfers of Indirect Costs (Object 7310) must net to zero by fund. **Passed**

INTRA-FD-INDIRECT-FN - (Fatal) - Transfers of Indirect Costs (Object 7310) must net to zero by function. **Passed**

LOTTERY-CONTRIB - (Fatal) - There should be no contributions (objects 8980-8999) to the lottery (resources 1100 and 6300) or from the Lottery: Instructional Materials (Resource 6300). **Passed**

OBJ-POSITIVE - (Warning) - All applicable objects should have a positive balance by resource, by fund. **Passed**

PASS-THRU-REV=EXP - (Warning) - Pass-through revenues from all sources (objects 8287, 8587, and 8697) should equal transfers of pass-through revenues to other agencies (objects 7211 through 7213, plus 7299 for Resource 3327), by fund and resource. **Passed**

REV-POSITIVE - (Warning) - Revenue amounts exclusive of contributions (objects 8000-8979) should be positive by resource, by fund. **Passed**

RS-NET-POSITION-ZERO - (Fatal) - Restricted Net Position (Object 9797), in unrestricted resources, must be zero, by resource, in funds 61 through 95. **Passed**

SE-PASS-THRU-REVENUE - (Warning) - Transfers of special education pass-through revenues are not reported in the general fund for the Administrative Unit of a Special Education Local Plan Area. **Passed**

UNASSIGNED-NEGATIVE - (Fatal) - Unassigned/Unappropriated balance (Object 9790) must be zero or negative, by resource, in all funds except the general fund and funds 61 through 95. **Passed**

UNR-NET-POSITION-NEG - (Fatal) - Unrestricted Net Position (Object 9790), in restricted resources, must be zero or negative, by resource, in funds 61 through 95. **Passed**

SUPPLEMENTAL CHECKS

CS-EXPLANATIONS - (Warning) - Explanations must be provided in the Criteria and Standards Review (Form 01CSI) for all criteria and for supplemental information items S1 through S6, and S9 if applicable, where the standard has not been met or where the status is Not Met or Yes. **Passed**

CS-YES-NO - (Warning) - Supplemental information items and additional fiscal indicator items in the Criteria and Standards Review (Form 01CSI) must be answered Yes or No, where applicable, for the form to be complete. **Passed**

EXPORT VALIDATION CHECKS

CASHFLOW-PROVIDE - (Warning) - A Cashflow Worksheet (Form CASH) must be provided with your Interim reports. (Note: LEAs may use a cashflow worksheet other than Form CASH, as long as it provides a monthly cashflow projected through the end of the fiscal year.) **Passed**

CHK-DEPENDENCY - (Fatal) - If data has changed that affect other forms, the affected forms must be opened and saved. **Passed**

CHK-EXTRACTED-DATA-SOURCE - (Warning) - All forms that extract data from a prior reporting period use the same source extraction submission **Passed**

CHK-UNBALANCED-A - (Warning) - Unbalanced and/or incomplete data in any of the forms should be corrected before an official export is completed. **Passed**

CHK-UNBALANCED-B - (Fatal) - Unbalanced and/or incomplete data in any of the forms must be corrected before an official export is completed. **Passed**

CS-PROVIDE - (Fatal) - The Criteria and Standards Review (Form 01CSI) has been provided. **Passed**

INTERIM-CERT-PROVIDE - (Fatal) - Interim Certification (Form CI) must be provided.

Passed

MYP-PROVIDE - (Warning) - A Multiyear Projection Worksheet must be provided with your Interim. (Note: LEAs may use a multiyear projection worksheet other than Form MYP, with approval of their reviewing agency, as long as it provides current year and at least two subsequent fiscal years, and separately projects unrestricted resources, restricted resources, and combined total resources.)

Passed

MYPIO-PROVIDE - (Warning) - A multiyear projection worksheet must be provided with your interim report for any fund projecting a negative balance at the end of the current fiscal year. (Note: LEAs may use a multiyear projection worksheet other than Form MYPIO, with approval of their reviewing agency.)

Passed

VERSION-CHECK - (Warning) - All versions are current.

Passed